


381166913	DATA SHEET	
Valid from: 06.11.2024	EPIC® POWER M12 FELM5F-0.5-M16	

Description

- Panel mount plug for power transmission, M12 screw connection, 5-pole, L-coding
- Front/screw mounting with M16 thread, 0.5m conductors, 5 x 14AWG



General characteristics

Design	Panel mount plug M12
Connection	Screw connection
Coding	L-Coding
Number of poles	5-pole (4+FE)
Product standard	DIN EN 61076-2-111
Protection class	IP 67
Temperature rating (operation)	-25 up to +85 °C (-13 up to +185 °F)
Mating cycles	≥ 100
Tightening torque, connector	0.4 up to 0.6 Nm
Tightening torque, locknut	3 up to 4 Nm

Electrical properties, connector

Rating voltage	63 V
Rating current	16 A
Overvoltage category	II
Pollution degree	3
Insulation resistance	≥ 100 MΩ
Contact resistance of connector	≤ 5 mΩ


Materials, connector

Contacts	Brass, gold plated
Contact holder	TPU GF
Connector shell	Brass, nickel plated
Locknut	Brass, nickel plated
Inner overmold	Epoxide resin
Seal	FPM/FKM

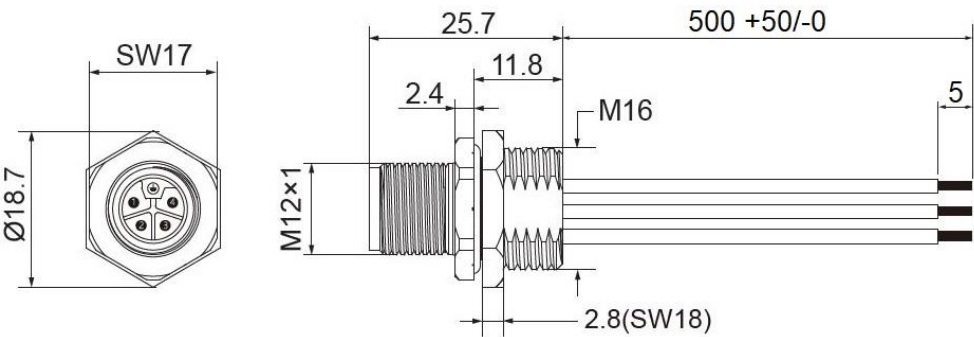
Single cores

AWM style	1015
Material of conductor	Stranded copper wire, stripped section tinned
Material of core insulation	PVC
Conductor cross-section	14AWG
Color of cores	Brown (BN), White (WH), Blue (BU), Black (BK), Grey (GY)

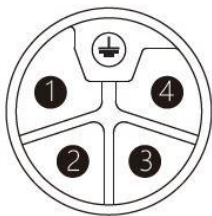
Creator: VACH1/BU EPIC Released: JUKL2/BU EPIC	Document: DB381166913EN Version: 00	Page 1 of 2
---	--	-------------

381166913	DATA SHEET	
Valid from: 06.11.2024	EPIC® POWER M12 FELM5F-0.5-M16	

Technical drawings



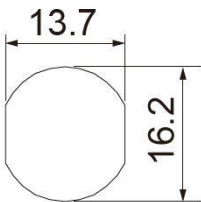
Pin diagram



Wire list

1	BN	
2	WH	
3	BU	
4	BK	
FE	GY	

Panel cut-out



Maximum wall thickness is 7 mm

Application range

Connection of enclosures and cabinets.

Note

The photographs are not to scale and are not detailed images of the respective products.

Creator: VACH1/BU EPIC Released: JUKL2/BU EPIC	Document: DB381166913EN Version: 00	Page 2 of 2
---	--	-------------