

MICTOR

TE Internal #: 2-767004-3

TE Internal Description: MICT,RECPT,076,ASSY,.025,REC

[View on TE.com >](#)



Connectors > PCB Connectors > PCB Headers & Receptacles



PCB Connector Type: **PCB Mount Receptacle**

PCB Mount Orientation: **Vertical**

Connector System: **Board-to-Board**

Number of Positions: **76**

Centerline (Pitch): **.64 mm [.025 in]**

Features

Product Type Features

PCB Connector Type	PCB Mount Receptacle
Connector System	Board-to-Board
Header Type	Fully Shrouded
Sealable	No
Connector & Contact Terminates To	Printed Circuit Board

Configuration Features

Number of Columns	38
Number of Signal Positions	76
Number of Power Positions	2
Board-to-Board Configuration	Parallel
Stackable	No
PCB Mount Orientation	Vertical
Number of Positions	76

Electrical Characteristics

Operating Voltage	2 VDC
-------------------	-------

Impedance	76 Ω
Insulation Resistance	2 MΩ

Signal Characteristics

Data Rate	10 Gb/s
Differential Signaling	Yes

Body Features

Primary Product Color	Black
-----------------------	-------

Contact Features

Contact Underplating Material	Nickel
	150 – 250 μin
Contact Shape & Form	Dual Beam
Contact Layout	Inline
Contact Base Material	Copper Alloy
PCB Contact Termination Area Plating Material	Tin-Lead
Contact Mating Area Plating Material	Gold (Au), Gold Flash over Palladium Nickel
Contact Type	Socket
Contact Current Rating (Max)	11.5 A

Termination Features

Rectangular Termination Post & Tail Width	.53 mm[.021 in]
Rectangular Termination Post & Tail Thickness	.2 mm[.008 in]
Termination Method to PCB	Surface Mount

Mechanical Attachment

Mating Retention	Without
Mating Alignment Type	Polarized
PCB Mount Alignment Type	Locating Posts
PCB Mount Retention	Without
PCB Mount Alignment	With
Connector Mounting Type	Board Mount
Mating Alignment	With

Housing Features

Housing Material	LCP (Liquid Crystal Polymer)
Centerline (Pitch)	.64 mm[.025 in]



Dimensions

Stack Height	6.6 mm, 9 mm, 10.92 mm, 12.57 mm, 17.96 mm, 18.75 mm, 20 mm, 22.86 mm[.9 in]
Connector Width	6.9 mm[.272 in]
Connector Height	6.1 mm[.24 in]
Connector Length	38.1 mm[1.499 in]

Operation/Application

Assembly Process Feature	None
Circuit Application	Signal

Industry Standards

Compatible With Agency/Standards Products	CSA, UL
UL Rating	Listed
Compatible With Approved Standards Products	CSA 1195944, UL E28476
UL Flammability Rating	UL 94V-0

Packaging Features

Packaging Quantity	14
Packaging Method	Box, Tube

Product Compliance

For compliance documentation, visit the product page on TE.com>


EU RoHS Directive 2011/65/EU	Not Compliant
EU ELV Directive 2000/53/EC	Not Compliant
China RoHS 2 Directive MIIT Order No 32, 2016	Restricted Materials Above Threshold
EU REACH Regulation (EC) No. 1907/2006	Current ECHA Candidate List: JAN 2025 (247) Candidate List Declared Against: JAN 2022 (223) SVHC > Threshold: Pb (40% in Component Part) Article Safe Usage Statements: Do not eat, drink or smoke when using this product. Wash thoroughly after handling. Recycle if possible and dispose of the article by following all applicable governmental regulations relevant to your geographic location.
Halogen Content	Low Halogen - Br, Cl, F, I < 900 ppm per homogenous material. Also BFR/CFR/PVC Free
Solder Process Capability	Reflow solder capable to 260°C

Product Compliance Disclaimer

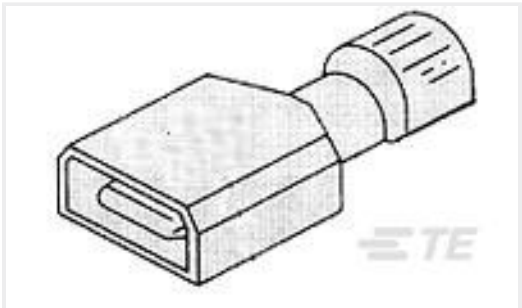


This information is provided based on reasonable inquiry of our suppliers and represents our current actual knowledge based on the information they provided. This information is subject to change. The part numbers that TE has identified as EU RoHS compliant have a maximum concentration of 0.1% by weight in homogenous materials for lead, hexavalent chromium, mercury, PBB, PBDE, DBP, BBP, DEHP, DIBP, and 0.01% for cadmium, or qualify for an exemption to these limits as defined in the Annexes of Directive 2011/65/EU (RoHS2). Finished electrical and electronic equipment products will be CE marked as required by Directive 2011/65/EU. Components may not be CE marked. Additionally, the part numbers that TE has identified as EU ELV compliant have a maximum concentration of 0.1% by weight in homogenous materials for lead, hexavalent chromium, and mercury, and 0.01% for cadmium, or qualify for an exemption to these limits as defined in the Annexes of Directive 2000/53/EC (ELV). Regarding the REACH Regulation, the information TE provides on SVHC in articles for this part number is based on the latest European Chemicals Agency (ECHA) 'Guidance on requirements for substances in articles' posted at this URL: <https://echa.europa.eu/guidance-documents/guidance-on-reach>

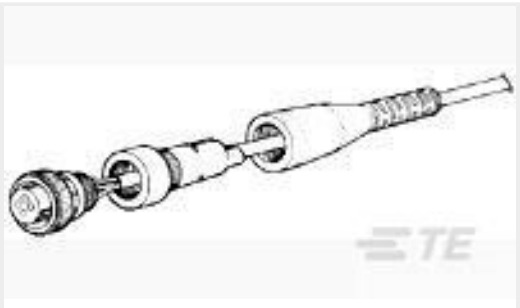
Customers Also Bought




TE Part #1617121-9
JMAC-26XM = M39016/9-062M




TE Part #2-520102-2
ULTRA-FAST 250 ASSEMBLY TAB 22-18 AWG BR



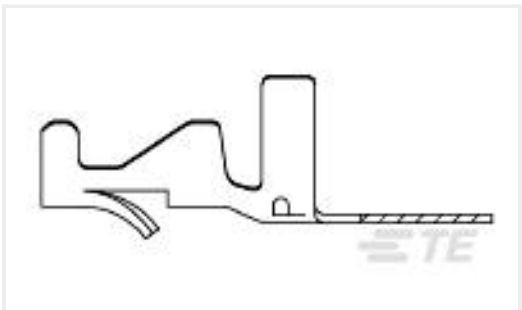
TE Part #207490-1
CABLE GRIPPER, SIZE 11




TE Part #1437653-7
6PCV-07-006=6PCV ASSEMBLY




TE Part #5227726-2
ISOLATED BNC SOLDER JACK ASSY




TE Part #3-640311-1
MINI AMP-IN 22-18 AWG .008PTPPHBZ




TE Part #1-6609115-2
3EGG1-2 S0=F7385D



TE Part #1658609-4
09 POS HDF RCPT, AP, LEAD FREE



TE Part #104257-5
06 MTE RCPT HSG SR LATCH .100



TE Part #325541010-00
30 BAR DIGITAL PRESSURE SENSOR

Documents

Product Drawings
MICT,RECPT,076,ASSY,.025,REC
English

CAD Files
3D PDF
3D



Customer View Model

[ENG_CVM_CVM_2-767004-3_AE.2d_dxf.zip](#)

English

Customer View Model

[ENG_CVM_CVM_2-767004-3_AE.3d_igs.zip](#)

English

Customer View Model

[ENG_CVM_CVM_2-767004-3_AE.3d_stp.zip](#)

English

By downloading the CAD file I accept and agree to the [Terms and Conditions](#) of use.

Datasheets & Catalog Pages

[MICTOR Interconnection System](#)

English

Product Specifications

[Application Specification](#)

English