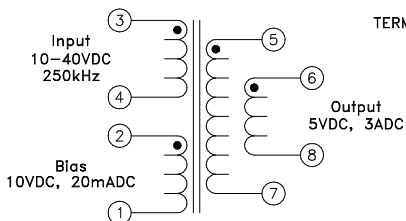
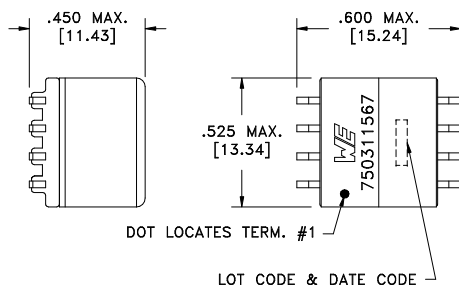
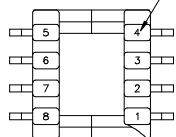


CUSTOMER TERMINAL	RoHS	LEAD(Pb)-FREE
Sn96%, Ag4%	Yes	Yes

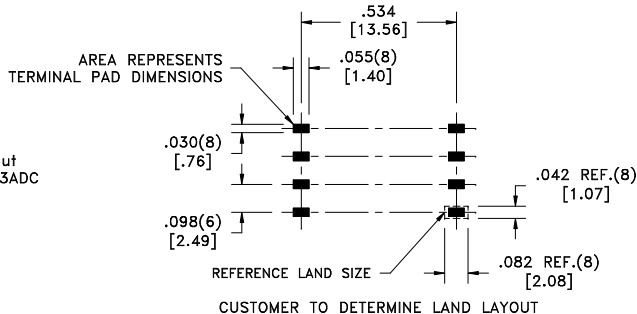
more than you expect



TERM. NO.'s FOR REF. ONLY



Customer to tie terminals 5+6 and 7+8 internally on PC board



**ELECTRICAL SPECIFICATIONS @ 25°C unless otherwise noted:**

PARAMETER	TEST CONDITIONS	VALUE
D.C. RESISTANCE	3-4 @20°C	0.070 ohms ±20%
D.C. RESISTANCE	2-1 @20°C	0.930 ohms ±20%
D.C. RESISTANCE	5-7 tie(5+6, 7+8), @20°C	0.023 ohms ±20%
INDUCTANCE	3-4 250kHz, 100mVAC, Ls	7.0uH ±10%
SATURATION CURRENT	20% rolloff from initial	11.2A
LEAKAGE INDUCTANCE	3-4 tie(5+6+7+8), 250kHz, 100mVAC, Ls	800nH max.
DIELECTRIC	3-5 tie(2+4, 5+8), 1500VAC, 1 second	-
DIELECTRIC	3-2 625VDC, 1 second	-
TURNS RATIO	(3-4):(5-7)	2:1, ±1%
TURNS RATIO	(3-4):(6-8)	2:1, ±1%
TURNS RATIO	(2-1):(3-4)	1:1, ±1%

**GENERAL SPECIFICATIONS:**

OPERATING TEMPERATURE RANGE: -40°C to +125°C including temp rise.

Wire insulation & RoHS status not affected by wire color.  
Wire insulation color may vary depending on availability.

DETAILS SUBJECT TO CHANGE

REV.	DATE	Packaging Specifications Method: <b>Tape &amp; Reel</b> PKG-0328 www.we-online.com/midcom		Tolerances unless otherwise specified: Angles: ±1°      Decimals: ±.005 [.13] Fractions: ±1/64      Footprint: ±.005 [.13]	DRAWING TITLE <b>TRANSFORMER</b>	PART NO. <b>750311567</b>
6A	9/10	SEE REVISION SHEET FOR REVISION LEVEL	CONVENTION PLACEMENT	This drawing is dual dimensioned. Dimensions in brackets are in millimeters.	eiSos p/n: 750311567	SPECIFICATION SHEET 1 OF 1