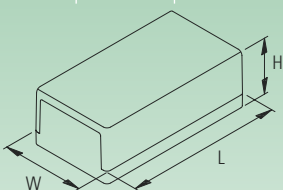


## FAST AND SIMPLE MOUNTING

### Max size of PCB (L x W in mm)

types	base part	top part (type H only)
100 N, H	43 x 76	–
120 N, H, S	58 x 96	58 x 94
120 A	57 x 106	–
150 N, H	73 x 126	72 x 142
150 A	67 x 138	–
189 N, H, L	103 x 160	102 x 158/ 101 x 180
210 A	109 x 194	–



detailed drawings see our website  
[www.okw.com](http://www.okw.com)

### THE PRODUCT

OKW FLAT-PACK CASES represent low-priced housings for your electronics.

The bottom parts are open at the sides and are thus particularly useful for all installation and service work.

Different sizes, heights and versions make functional and practical applications possible.

### TYPES

With low (N) and high (H) top part. Special version with handle bar for convenient canting or easy carrying.

With ventilation slots for components dissipating high heat (189 L).


With slots on the top part for miniature appliances with sound signal (120 S).


Screwless assembly with separate front panel in aluminium, easy machining. Control elements and lettering are protected through a raised edge on the case (type A).






## FLAT-PACK CASE

FLAT-PACK CASE N/H	Outside dim. in mm			Version / Equipment (dim. in mm)		Material	Part-No. off-white RAL 9002/ pebble grey RAL 7032	
	L	W	H	handle bar	max. size of PCB			
	100 N	100	50	25	I –	76 x 43 / –	ABS (UL 94 HB)	A 90 10 065
	100 H	100	50	40	I –	76 x 43 / –	ABS (UL 94 HB)	A 90 11 065
	120 N	120	65	40	I –	96 x 58 / –	ABS (UL 94 HB)	A 90 20 065
120 H	120	65	65	I –	96 x 58 / 94 x 58	ABS (UL 94 HB)	ABS (UL 94 HB)	A 90 21 065
150 N	150	80	50	I –	126 x 73 / –	ABS (UL 94 HB)	ABS (UL 94 HB)	A 90 30 065
	150	80	50	II •	126 x 73 / –	ABS (UL 94 HB)	ABS (UL 94 HB)	A 90 30 165
	150	80	55	I –	126 x 73 / –	ABS (UL 94 HB)	ABS (UL 94 HB)	A 90 32 065
150 H	150	80	80	I –	126 x 73 / 142 x 72	ABS (UL 94 HB)	ABS (UL 94 HB)	A 90 31 065
189 N	189	110	60	I –	160 x 103 / –	ABS (UL 94 HB)	ABS (UL 94 HB)	A 90 40 065
	189	110	60	II •	160 x 103 / –	ABS (UL 94 HB)	ABS (UL 94 HB)	A 90 40 165
	189	110	70	I –	160 x 103 / –	ABS (UL 94 HB)	ABS (UL 94 HB)	A 90 43 065
189 H	189	110	97	I –	160 x 103 / 158 x 102	ABS (UL 94 HB)	ABS (UL 94 HB)	A 90 41 065
	189	110	97	II •	160 x 103 / 158 x 102	ABS (UL 94 HB)	ABS (UL 94 HB)	A 90 41 165
	189	110	120	I –	160 x 103 / 180 x 101	ABS (UL 94 HB)	ABS (UL 94 HB)	A 90 42 065

FLAT-PACK CASE S/L	Outside dim. in mm			Version / Equipment (dim. in mm)		Material	Part-No. off-white RAL 9002/ pebble grey RAL 7032	
	L	W	H	... slots	max. size of PCB			
	120 S	120	65	40	sound	96 x 58 / –	ABS (UL 94 HB)	A 90 20 265
	189 L	189	110	70	ventilation	160 x 103 / –	ABS (UL 94 HB)	A 90 43 265

FLAT-PACK CASE A	Outside dim. in mm			Version / Equipment (dim. in mm)		Material	Part-No. off-white RAL 9002/ pebble grey RAL 7032	
	L	W	H	front panel	max. size of PCB			
	120 A	120	65	40	– (accessory)	106 x 57 / –	ABS (UL 94 HB)	A 95 20 165
	150 A	150	85	45	– (accessory)	138 x 67 / –	ABS (UL 94 HB)	A 95 30 165
	210 A	210	125	70	– (accessory)	194 x 109 / –	ABS (UL 94 HB)	A 95 40 165

## FLAT-PACK CASE ACCESSORIES

Article	For FLAT-PACK CASE	Version / Application	Part-No.
① Front panel	120 A	matt anodised aluminium, 113 x 58 x 1 mm, 1 pc	A 91 95 201
	150 A	matt anodised aluminium, 141,8 x 71,6 x 1,5 mm, 1 pc	A 91 95 301
	210 A	matt anodised aluminium, 201 x 116 x 1,5 mm, 1 pc	A 91 95 401
② Snap lock	189 N/H/L	replace the standard screw fixing of the case*2, 1 pc	A 91 00 008
③ Assembly kit*3	100 H, 120 N	4 screws and press-in counternut	A 91 20 000
	150 N (A 90 30 ...)	4 screws and press-in counternut	A 91 30 000
	150 N (A 90 32 ...)	4 screws and press-in counternut	A 91 32 000
	189 N (A 90 40 ...)	4 screws and press-in counternut	A 91 40 000



universal accessories on pages 178-187

\*1 FLAT-PACK CASE A: if the case is wall mounted, the frame can be screwed to the base from the side

\*2 this simple snap lock device replaces the standard screw fixings supplied with the case; the lock is fixed into the assembly bushes in the top cover; with this, the top can be fixed from the front – this is especially useful if the case is to be wall mounted; only for FLAT-PACK CASES 189 N/H/L with assembly bushes

\*3 assembly kit for wall mounting permits screw fixing of the case from the front; it is necessary to drill the top cover of the case in order to achieve this; ask for more details of our service