


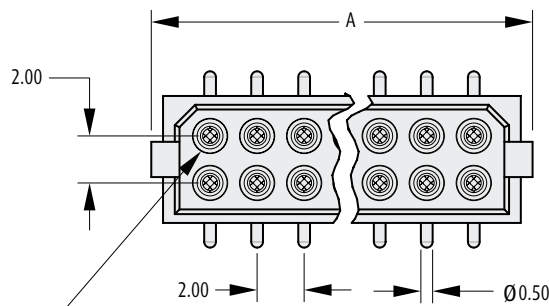
# Datamate Connectors

## Surface Mount Female Connectors

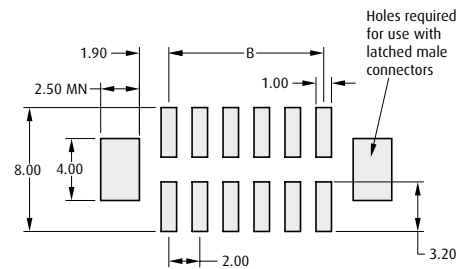
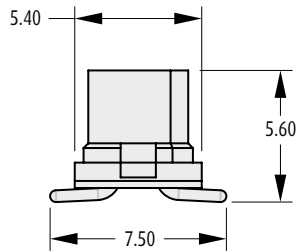
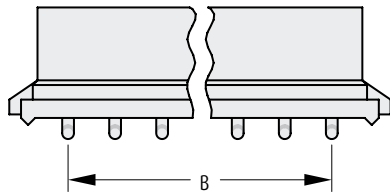
- ❖ Optional pick and place pad.
- ❖ Contact [datamate@harwin.com](mailto:datamate@harwin.com) for tape & reel options.
- ❖ Mates with male connectors on pages 10 to 14.
- ❖ Gull wing SMT tails simplify inspection process.



### UNLATCHED



No. 1 CONTACT



Recommended PC Board Pattern

#### CALCULATION

<b>A</b>	$B + 5.15$
<b>B</b>	Total No. of contacts - 2

### HOW TO ORDER

**M80 - 681 XX XX P**

SERIES CODE

TOTAL NO. OF CONTACTS

04, 06, 08, 10, 12, 14, 16, 18, 20, 26, 34, 44

#### PICK AND PLACE CAP

<b>BLANK</b>	No cap
<b>P</b>	Pick and place cap

#### FINISH

<b>01</b>	Gold + Tin/Lead	
<b>42</b>	Gold + Tin	
<b>45</b>	Gold	

All dimensions in mm.

[www.harwin.com](http://www.harwin.com)

