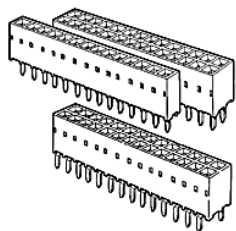


**75915-314LF - DUBOX™ : 14
Position PCB Mounted
Receptacle Through Mount,
Top Entry, Single Row**



www.fci.com

Mating Half

▷ 77311-401-14LF

▷ 95293-101-14LF

Specifications

General	
Hold Down Style	No Locating Pegs
Number of contacts (per row)	14
Number of contacts (Total)	14
Number of rows	1
Orientation	Vertical
Packaging	Tube
Mating half	Mates with 0.64 mm (0.025 in.) Square pins.
Series Number	75915
Dimensional	
Thickness (Board)	1.6 mm (0.062 in.) or 2.36 mm (0.093 in.)
Footprint (Board)	2.54 mm x 2.54 mm (0.1 in. x 0.1 in.)
Electrical	
Current rating	3A max. per Contact/2A max. per Contact for Full Load
Resistance (Contact)	15 milli ohms Initial, 20 milli ohms After test
Resistance (Insulation)	100000 M-ohms
Voltage rating	1000V rms
Mechanical	
Insertion force	1.50N (150 gf) per Contact
Withdrawal Force	0.3N (30 gf) min. per Contact
Mounting	
Solder process	Compatible with Wave Soldering Processes
Physical	
Color (Housing)	Blue
Material (Contact)	Phosphor Bronze
Material (Housing)	Glass - Filled Thermoplastic Polyester
Plating (Contact area)	0.76 µm (30 µin.) Gold

Plating (Tail)	2.54 µm (100 µin.) Tin
Underplating (Contact)	1.27 µm (50 µin.) Nickel
Flammability rating	UL 94 V-0
Temperature (Range)	-65 °C to +125 °C
Approvals / Certifications	
UL File Number	E66906
CSA File Number	LR46923
Approvals / Certifications	UL and CSA Approved

PRODUCT NUMBER
75915-YXXXLF

WHEN NEEDED, SUFFIX LETTER "LF"
INDICATES THE PRODUCT IS RoHS
COMPATIBLE, SEE NOTE 6

OPTIONAL LETTER.

G: HIGH TEMPERATURE BLACK PRODUCT.

H: HIGH TEMPERATURE GREY PRODUCT.

NUMBER OF POSITIONS: 02 TO 50.

PLATING CODE

3= 0.76µm GOLD ON CONTACT AREA.

3.81µm TIN-LEAD ON TAIL.

4= 5µm TIN-LEAD ON CONTACT AREA.

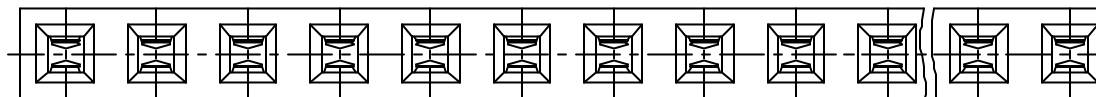
3.81µm TIN-LEAD ON TAIL.

8= 0.38µm GOLD ON CONTACT AREA.

3.81µm TIN-LEAD ON TAIL.

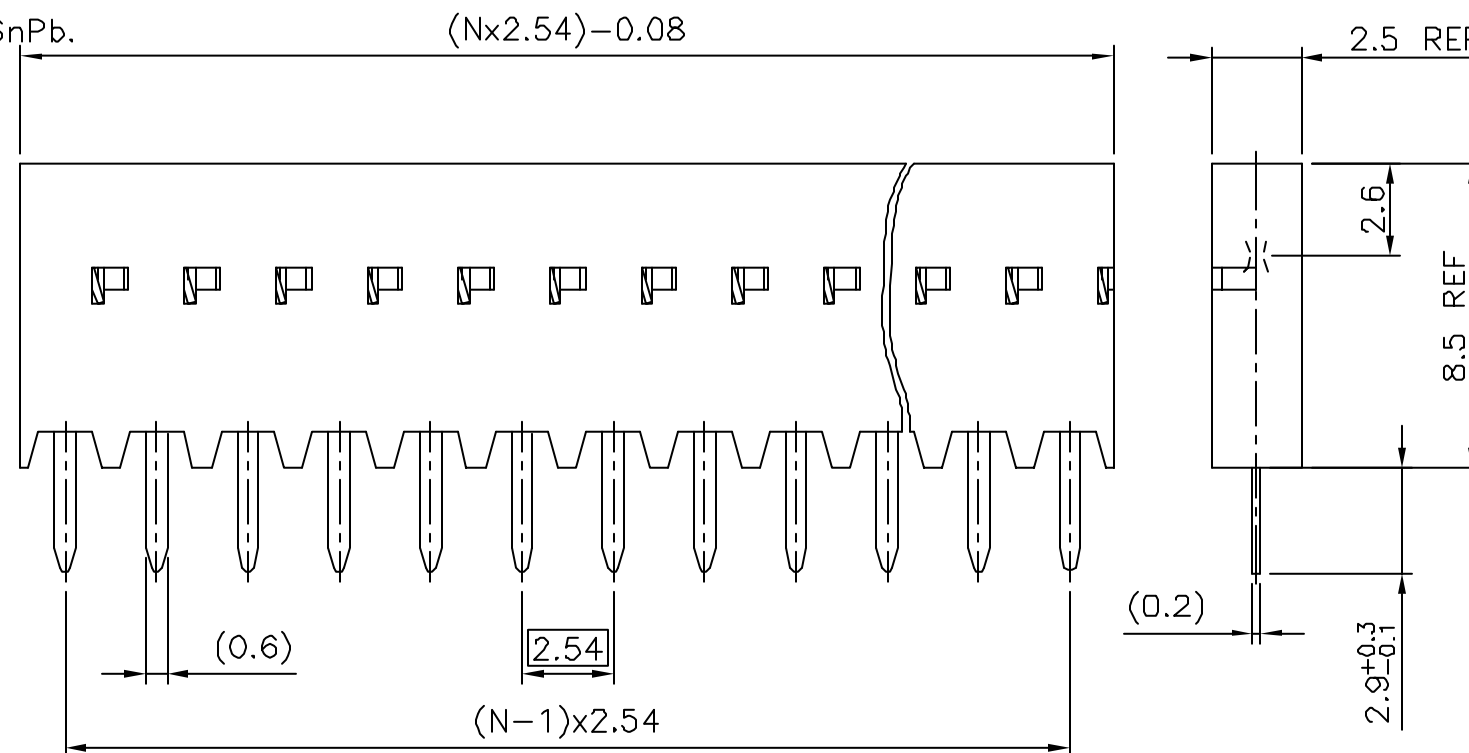
WHEN SUFFIX "LF" IS REQUIRED, 2µm MIN MATTE

TIN OVER 1.27 MIN Ni IS SUPPLIED INSTEAD OF SnPb.



NOTES:

- 1 - HOUSING MAT'L: THERMOPLASTIC GLASS FILLED
FLAME RETARDANT PER UL 94 V-0.
LOW TEMPERATURE: COLOR BLUE.
HIGH TEMPERATURE: COLOR GREY OR BLACK.
- 2 - TERMINAL MATERIAL: PHOSPHOR BRONZE.
- 3 - 2 UP TO 4 POSITIONS PRODUCT PACKED IN PLASTIC BOX.
5 UP TO 50 POSITIONS PRODUCT PACKED IN TUBE.
- 4 - TO DETERMINE DIMENSIONS:
N = NUMBER OF POSITIONS
EXAMPLE: 8 POS: (Nx2.54)-0.08=20.24 mm
- 5 - HE13 PRINTING ON 75915-3xx PRODUCT.
- 6 - RoHS COMPATIBLE PRODUCT SPECIFICATIONS
 - a - PLATING:
 - "LF" MEANS THE PRODUCT IS LEAD-FREE,
2µm MINIMUM MATTE TIN OVER 1.27µm
MINIMUM NICKEL UNDERPLATE.
 - b - MANUFACTURING PROCESS COMPATIBILITY
 - THE HOUSING WILL WITHSTAND EXPOSURE TO
260°C ±5°C SOLDER BATH TEMPERATURE FOR
5 SECONDS IN A WAVE SOLDER APPLICATION
WITH A 1.6mm MIN THICK CIRCUIT BOARD.
 - c - LABELING:
 - MEETS PACKAGING SPECS AS PER GS-14-920
 - d - LEGAL STATEMENT: SEE GS-22-008
- 7 - PRINTING & HOLE PATTERN SEE NEXT SHEET.



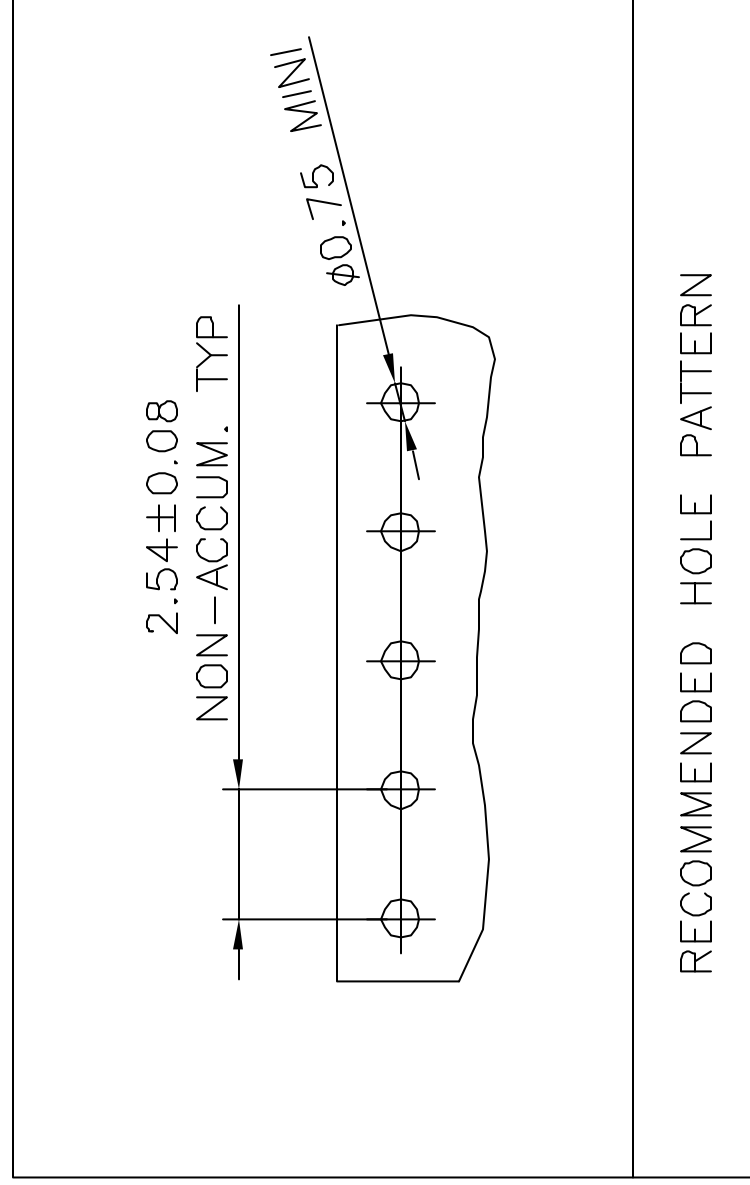
mat'l. code SEE NOTE 1				surface ISO 1302 ✓	tolerance ISO 406 ISO 1101	projection mm	product family DUBOX		
ltr	ecn na	dr	date	tolerances unless otherwise specified		scale 5:1	title BtB RECEPT. VERT SR TMT		
AD	F06-0204	DLE	06.06.20	angles	Linear ±0.3		FCJ	dwg no 75915	
AE	F07-0109	DLE	07.01.16	±2'				sheet 1 of 2 size A3	
AF	F09-0030	LMU	09.03.16	dr	D.LEGRAND	96.04.01	type CUSTOMER Drawing		
AA	F04-0347	DLE	04.09.23	enr	P.NIZZI	96.04.01			
AB	F05-0230	DLE	05.08.08	chr	D.LEGRAND	96.04.01			
AC	F06-0150	DLE	06.03.17	appd	P.NIZZI	96.04.01			
sheet index	revision sheet	AF	D	1	2				

A

B

C

D



RECOMMENDED HOLE PATTERN

Copyright FCI

FCIconnect.com



mat'l. code		surface		tolerance		projection		product family	
SEE SHEET 1		ISO 1302 ✓		ISO 406 ISO 1101				DUBOX	
ltr ecn no dr		tolerances unless otherwise specified		±0.3		mm		title	
A F04-0347 DLE		angles		linear		scale N/A		BtB RECEPT.	
B F05-0230 DLE		±2'		D.LEGRAND		FCI		VERT SR TMT	
C F06-0204 DLE		D.LEGRAND		04.09.23		dwg no		sheet 2 of - size	
D F07-0109 DLE		P.NIZZI		04.09.23		75915		A4	
sheet index		engr		chr		appd		type	
revision sheet		D.LEGRAND		P.NIZZI		CUSTOMER		Drawing	
		04.09.23		04.09.23		04.09.23			
		04.09.23		04.09.23		04.09.23			