



## Main

Range	TeSys
Product name	TeSys CASK
Product or component type	Control relay
Device short name	CA2SK
Contactor application	Control circuit
Utilisation category	AC-15 DC-13
Pole contact composition	1 NO + 1 NC
[Ue] rated operational voltage	<= 690 V <= 400 Hz
Control circuit type	AC at 50/60 Hz
[Uc] control circuit voltage	480 V AC 50/60 Hz

## Complementary





[Ith] conventional free air thermal current	10 A (at 55 °C)
Associated fuse rating	10 A gL conforming to VDE 0660 10 A gL conforming to IEC 60947
[Ui] rated insulation voltage	690 V conforming to IEC 60947 690 V conforming to VDE 0110 group C 690 V conforming to BS 5424 690 V conforming to UL 508 690 V conforming to CSA C22.2 No 14
Mounting support	Rail Plate
Connections - terminals	Screw clamp terminals 1 cable(s) 1.5...6 mm <sup>2</sup> solid Screw clamp terminals 2 cable(s) 1.5...4 mm <sup>2</sup> solid Screw clamp terminals 1 cable(s) 0.5...6 mm <sup>2</sup> flexible without cable end Screw clamp terminals 1 cable(s) 0.35...6 mm <sup>2</sup> flexible with cable end Screw clamp terminals 2 cable(s) 0.35...1.5 mm <sup>2</sup> flexible with cable end Screw clamp terminals 2 cable(s) 0.35...2.5 mm <sup>2</sup> flexible without cable end
Tightening torque	0.8 N.m - on screw clamp terminals pozidriv No 1 screw head
Control circuit voltage limits	Drop-out: 0.2...0.75 Uc (at <50 °C) Operational: 0.85...1.1 Uc (at <50 °C)
Operating time	6...8 ms coil de-energisation and NO opening 7...14 ms coil energisation and NO closing 8...10 ms coil de-energisation and NC closing 8...16 ms coil energisation and NC opening
Mechanical durability	10 Mcycles
Maximum operating rate	1200 cyc/h
Inrush power in VA	16 VA (at 20 °C)
Hold-in power consumption in VA	4.2 VA (at 20 °C)
Heat dissipation	1.4 W
Height	56 mm
Width	27 mm
Depth	55.5 mm
Net weight	0.132 kg

The information provided in this documentation contains general descriptions and/or technical characteristics of the products of the company. It is not intended to be used as a substitute for the specific technical data of the products. It is the duty of any user or integrator to perform the appropriate and complete risk analysis, evaluation and testing of the products with respect to the relevant specific application or use thereof. Neither Schneider Electric Industries SAS nor any of its affiliates or subsidiaries shall be responsible or liable for misuse of the information contained herein.

## Environment

Standards	EN/IEC 60947-5-1 UL 60947-5-1 CSA C22.2 No 60947-5-1
Product certifications	CB Scheme[RETURN]cULus[RETURN]EAC[RETURN]CE[RETURN]UKCA
IP degree of protection	IP2X
Protective treatment	TC conforming to IEC 60068
Ambient air temperature for operation	-20...50 °C
Ambient air temperature for storage	-50...70 °C
Operating altitude	2000 m without derating

## Offer Sustainability

Sustainable offer status	Green Premium product
REACH Regulation	 <a href="#">REACH Declaration</a>
REACH free of SVHC	Yes
EU RoHS Directive	Compliant  <a href="#">EU RoHS Declaration</a>
Toxic heavy metal free	Yes
Mercury free	Yes
Sustainable packaging	Yes
RoHS exemption information	 <a href="#">Yes</a>
China RoHS Regulation	 <a href="#">China RoHS Declaration</a>
WEEE	The product must be disposed on European Union markets following specific waste collection and never end up in rubbish bins