

REV. BW

FIG. 2
 -A: ALIGNMENT PIN OPTION (MOLDED)
 DIFFERENT AS SHOWN. OTHERWISE SAME AS FIG. 1.

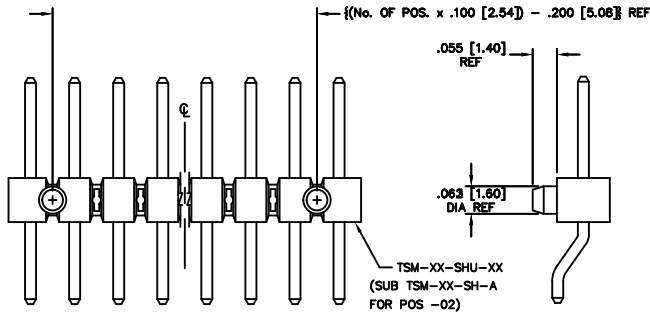


FIG. 4
 -A: ALIGNMENT PIN OPTION (STAKED)
 DIFFERENT AS SHOWN. OTHERWISE SAME AS FIG. 1.

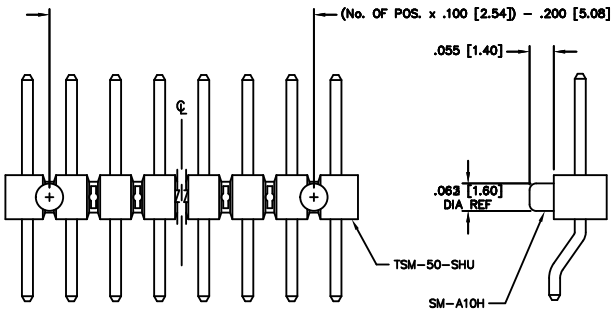
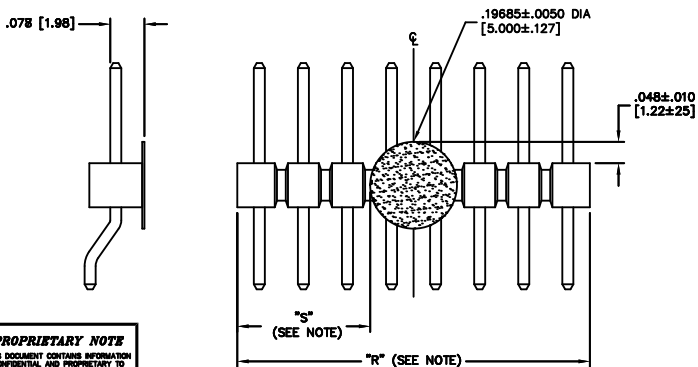


FIG. 6
 -K POLYIMIDE FILM PAD



NOTE:
 "R" = USED MEASURED DIMENSIONS (REF)
 "S" = $\{("R" - .1969 [5.000]) / 2\} \pm .020 [.51]$

PROPRIETARY NOTE
 THIS DOCUMENT CONTAINS INFORMATION CONFIDENTIAL AND PROPRIETARY TO SAMTEC INC. AND SHALL NOT BE REPRODUCED OR TRANSMITTED TO OTHER DOCUMENTS OR DISCLOSED TO OTHERS OR USED FOR ANY PURPOSE OTHER THAN THAT FOR WHICH IT WAS OBTAINED WITHOUT THE EXPRESS WRITTEN CONSENT OF SAMTEC INC.

UNLESS OTHERWISE NOTED
 DIMENSIONS ARE IN INCHES TOLERANCES ARE:

ONE PLACE DECIMALS $\pm .1$ [.3] THREE PLACE DECIMALS $\pm .005$ [.13]
 TWO PLACE DECIMALS $\pm .01$ [.25] FOUR PLACE DECIMALS $\pm .0020$ [.051]

ANGLES $\pm 2^\circ$

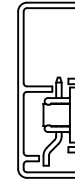
TITLE:
**TERMINAL STRIP
 SINGLE SURFACE MOUNT**

DWG NO:
 TSM-1XX-XX-XXX-SH-XX-XXX-XX
 SHEET 2 OF 2

FIG. 5
 PACKAGING



PT-TSM002-SH-K
 USE TP-24



PT-TSM003-SH-P
 USE TP-24

1 ALL PARTS WITH PLASTIC PAD USE PT-TSM003-SH-P
 2 ALL PARTS WITHOUT PLASTIC PAD USE PT-TSM002-SH-K

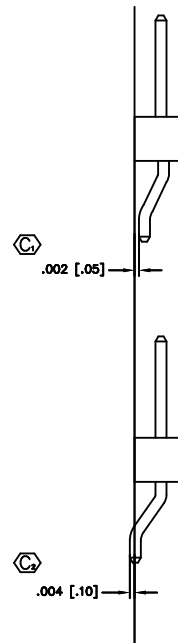


FIG. 7
 -SH SURFACEMOUNT DIAGRAM

samtec

EXISPROD\ASSEMBLY\100
 TSMHAM2

520 PARK EAST BLVD. NEW ALBANY, INDIANA 47150
 PHONE (812) 944-6733 P.O. BOX 1147
 CODE 55322

MADE BY:
 REIDINGER 7-19-91

TSM-1XX-XX-XXX-SH-XX-XXX-XX
 SHEET 2 OF 2