

# Printed-circuit board connector - FRONT-MSTB 2,5/ 3-STF-5,08 - 1777811

Please be informed that the data shown in this PDF Document is generated from our Online Catalog. Please find the complete data in the user's documentation. Our General Terms of Use for Downloads are valid (<http://phoenixcontact.com/download>)

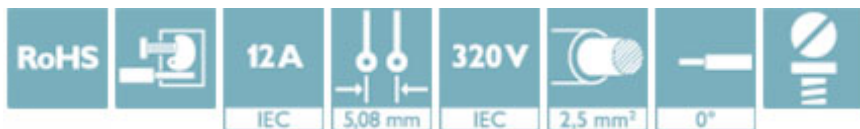
PCB connector, nominal current: 12 A, rated voltage (III/2): 320 V, number of positions: 3, pitch: 5.08 mm, connection method: Front screw connection, color: green, contact surface: Tin




The figure shows a 10-position version of the product

## Why buy this product

- ✓ Well-known connection principle allows worldwide use
- ✓ Optimized for tight installation situations: operation and conductor connection from one direction
- ✓ Screwable flange for superior mechanical stability
- ✓ Low temperature rise, thanks to maximum contact force
- ✓ Allows connection of two conductors



## Key Commercial Data

Packing unit	100 STK
GTIN	 4 017918 039684
GTIN	4017918039684
Weight per Piece (excluding packing)	9.720 g
Custom tariff number	85366990
Country of origin	Germany

## Technical data

### Dimensions

Length [ l ]	27.2 mm
Width [ w ]	25.04 mm
Height [ h ]	15 mm
Pitch	5.08 mm
Dimension a	10.16 mm

# Printed-circuit board connector - FRONT-MSTB 2,5/ 3-STF-5,08 - 1777811

## Technical data

### General

Range of articles	FRONT-MSTB 2,5/...-STF
Type of contact	Female connector
Number of positions	3
Connection method	Front screw connection
Insulating material group	I
Rated surge voltage (III/3)	4 kV
Rated surge voltage (III/2)	4 kV
Rated surge voltage (II/2)	4 kV
Rated voltage (III/3)	250 V
Rated voltage (III/2)	320 V
Rated voltage (II/2)	630 V
Connection in acc. with standard	EN-VDE
Nominal current $I_N$	12 A
Nominal cross section	2.5 mm <sup>2</sup>
Maximum load current	12 A
Insulating material	PA
Flammability rating according to UL 94	V0
Internal cylindrical gage	A3
Stripping length	10 mm
Screw thread	M2,5
Tightening torque, min	0.5 Nm
Tightening torque max	0.6 Nm

### Connection data

Conductor cross section solid min.	0.34 mm <sup>2</sup>
Conductor cross section solid max.	2.5 mm <sup>2</sup>
Conductor cross section flexible min.	0.2 mm <sup>2</sup>
Conductor cross section flexible max.	2.5 mm <sup>2</sup>
Conductor cross section flexible, with ferrule without plastic sleeve min.	0.25 mm <sup>2</sup>
Conductor cross section flexible, with ferrule without plastic sleeve max.	2.5 mm <sup>2</sup>
Conductor cross section flexible, with ferrule with plastic sleeve min.	0.25 mm <sup>2</sup>
Conductor cross section flexible, with ferrule with plastic sleeve max.	2.5 mm <sup>2</sup>
Conductor cross section AWG min.	24
Conductor cross section AWG max.	12
2 conductors with same cross section, solid min.	0.2 mm <sup>2</sup>
2 conductors with same cross section, solid max.	1.5 mm <sup>2</sup>
2 conductors with same cross section, stranded min.	0.2 mm <sup>2</sup>
2 conductors with same cross section, stranded max.	1.5 mm <sup>2</sup>
2 conductors with same cross section, stranded, ferrules without plastic sleeve, min.	0.25 mm <sup>2</sup>

# Printed-circuit board connector - FRONT-MSTB 2,5/ 3-STF-5,08 - 1777811

## Technical data

### Connection data

2 conductors with same cross section, stranded, ferrules without plastic sleeve, max.	1 mm <sup>2</sup>
2 conductors with same cross section, stranded, TWIN ferrules with plastic sleeve, min.	0.5 mm <sup>2</sup>
2 conductors with same cross section, stranded, TWIN ferrules with plastic sleeve, max.	1 mm <sup>2</sup>
Minimum AWG according to UL/CUL	30
Maximum AWG according to UL/CUL	12

### Standards and Regulations

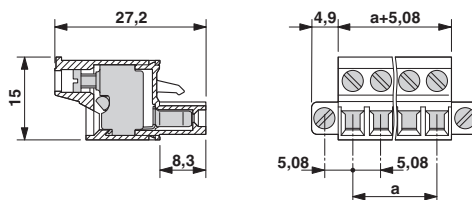
Connection in acc. with standard	EN-VDE
	CSA
Flammability rating according to UL 94	V0

### Environmental Product Compliance

China RoHS	Environmentally friendly use period: unlimited = EFUP-e
	No hazardous substances above threshold values

## Drawings

Dimensional drawing



## Classifications

eCl@ss

eCl@ss 4.0	272607xx
eCl@ss 4.1	27260701
eCl@ss 5.0	27260701
eCl@ss 5.1	27260700
eCl@ss 6.0	27260700
eCl@ss 7.0	27440309
eCl@ss 8.0	27440309
eCl@ss 9.0	27440309

# Printed-circuit board connector - FRONT-MSTB 2,5/ 3-STF-5,08 - 1777811

## Classifications

### ETIM

ETIM 3.0	EC001121
ETIM 4.0	EC002638
ETIM 5.0	EC002638
ETIM 6.0	EC002638

### UNSPSC

UNSPSC 6.01	30211810
UNSPSC 7.0901	39121409
UNSPSC 11	39121409
UNSPSC 12.01	39121409
UNSPSC 13.2	39121409

## Approvals


### Approvals


#### Approvals

CSA / VDE Gutachten mit Fertigungsüberwachung / IECEE CB Scheme / cULus Recognized / EAC / DNV GL

#### Ex Approvals

### Approval details

CSA		<a href="http://www.csagroup.org/services-industries/product-listing/">http://www.csagroup.org/services-industries/product-listing/</a>	13631
	D	B	
Nominal voltage UN	300 V	300 V	
Nominal current IN	10 A	15 A	
mm <sup>2</sup> /AWG/kcmil	22-12	22-12	

VDE Gutachten mit Fertigungsüberwachung		<a href="http://www2.vde.com/de/Institut/Online-Service/VDE-gepruefteProdukte/Seiten/Online-Suche.aspx">http://www2.vde.com/de/Institut/Online-Service/VDE-gepruefteProdukte/Seiten/Online-Suche.aspx</a>	40004701
Nominal voltage UN	250 V		
Nominal current IN	12 A		
mm <sup>2</sup> /AWG/kcmil	0.34-2.5		

# Printed-circuit board connector - FRONT-MSTB 2,5/ 3-STF-5,08 - 1777811

## Approvals

IECEE CB Scheme		<a href="http://www.iecee.org/">http://www.iecee.org/</a>	DE1-58978-B1B2
Nominal voltage UN	250 V		
Nominal current IN	12 A		
mm <sup>2</sup> /AWG/kcmil	0.34-2.5		

cULus Recognized		<a href="http://database.ul.com/cgi-bin/XYV/template/LISEXT/1FRAME/index.htm">http://database.ul.com/cgi-bin/XYV/template/LISEXT/1FRAME/index.htm</a>	E60425-19931011
	D	B	
Nominal voltage UN	300 V	300 V	
Nominal current IN	10 A	15 A	
mm <sup>2</sup> /AWG/kcmil	30-12	30-12	

EAC		B.01742
-----	--	---------

DNV GL	<a href="http://exchange.dnv.com/tari/">http://exchange.dnv.com/tari/</a>	TAE00001EY
--------	---	------------

## Accessories

Accessories

Assembly tool

Accessories - FRONT-MSTB-EW - 1763058



Removal aid, for FRONT-MSTB, facilitates extraction of several plugs mounted behind each other

## Coding element

Coding profile - CP-MSTB - 1734634



Coding profile, is inserted into the slot on the plug or inverted header, red insulating material

## Printed-circuit board connector - FRONT-MSTB 2,5/ 3-STF-5,08 - 1777811

### Accessories

---

#### Insertion bridge

Insertion bridge - EBL 2- 5 - 2303145

Insertion bridge, pitch: 5 mm, number of positions: 2, color: gray



Insertion bridge - EBL 3- 5 - 2303158

Insertion bridge, pitch: 5 mm, number of positions: 3, color: gray



#### Labeled terminal marker

Marker card - SK 5,08/3,8:FORTL.ZAHLEN - 0804293

Marker card, Card, white, labeled, Horizontal: consecutive numbers 1 - 10, 11 - 20, etc. up to 91 - (99)100, mounting type: adhesive, for terminal block width: 5.08 mm, lettering field size: 5.08 x 3.8 mm



#### Marker pen

Marker pen - B-STIFT - 1051993

Marker pen, for manual labeling of unprinted Zack strips, smear-proof and waterproof, line thickness 0.5 mm



#### Screwdriver tools

---

## Printed-circuit board connector - FRONT-MSTB 2,5/ 3-STF-5,08 - 1777811

### Accessories

Screwdriver - SZS 0,6X3,5 - 1205053



Actuation tool, for ST terminal blocks, insulated, also suitable for use as a bladed screwdriver, size: 0.6 x 3.5 x 100 mm, 2-component grip, with non-slip grip

---

### Terminal marking

Marker card - SK U/2,8 WH:UNBEDRUCKT - 0803883



Marker card, Sheet, white, unlabeled, can be labeled with: CMS-P1-PLOTTER, PLOTMARK, Office printing systems, mounting type: adhesive, for terminal block width: 210 mm, lettering field size: 186 x 2.8 mm

---

### Additional products

Header - MSTB 2,5/ 3-GF-5,08 - 1776511



PCB headers, nominal current: 12 A, rated voltage (III/2): 320 V, number of positions: 3, pitch: 5.08 mm, color: green, contact surface: Tin, mounting: Wave soldering

---

Printed-circuit board connector - MSTBV 2,5/ 3-GF-5,08 - 1777086



PCB headers, nominal current: 12 A, rated voltage (III/2): 320 V, number of positions: 3, pitch: 5.08 mm, color: green, contact surface: Tin, mounting: Wave soldering

---

Header - MDSTB 2,5/ 3-GF-5,08 - 1842377



PCB headers, nominal current: 10 A, rated voltage (III/2): 320 V, number of positions: 3, pitch: 5.08 mm, color: green, contact surface: Tin, mounting: Wave soldering, The article can be aligned to create different nos. of positions! In combination with MVSTB or FKCV plug components, both an MVSTBW (or FKCVW) and an MVSTBR plug (or FKCVR) must be used. Combination with TMSTBP plug components is not possible!

## Printed-circuit board connector - FRONT-MSTB 2,5/ 3-STF-5,08 - 1777811

### Accessories

#### Header - MDSTBV 2,5/ 3-GF-5,08 - 1845646



PCB headers, nominal current: 10 A, rated voltage (III/2): 320 V, number of positions: 3, pitch: 5.08 mm, color: green, contact surface: Tin, mounting: Wave soldering, The article can be aligned to create different nos. of positions! In combination with MVSTB or FKCV plug components, both an MVSTBW (or FKCVW) and an MVSTBR plug (or FKCVR) must be used. Combination with TMSTBP plug components is not possible!

#### Header - MDSTB 2,5/ 3-GFL-5,08 - 1874633



PCB headers, nominal current: 10 A, rated voltage (III/2): 320 V, number of positions: 3, pitch: 5.08 mm, color: green, contact surface: Tin, mounting: Wave soldering, Can be aligned! Mounting flange: Order no. 1736771, 1736768. In combination with MVSTB or FKCV plugs, both an MVSTBW (or FKCVW) and an MVSTBR plug (or FKCVR) must be used. Combination with TMSTBP plugs is not possible!

#### Header - MDSTB 2,5/ 3-GFR-5,08 - 1874646



PCB headers, nominal current: 10 A, rated voltage (III/2): 320 V, number of positions: 3, pitch: 5.08 mm, color: green, contact surface: Tin, mounting: Wave soldering, Can be aligned! Mounting flange: Order no. 1736771, 1736768. In combination with MVSTB or FKCV plugs, both an MVSTBW (or FKCVW) and an MVSTBR plug (or FKCVR) must be used. Combination with TMSTBP plugs is not possible!

#### Header - MDSTBV 2,5/ 3-GFL-5,08 - 1874675



PCB headers, nominal current: 10 A, rated voltage (III/2): 320 V, number of positions: 3, pitch: 5.08 mm, color: green, contact surface: Tin, mounting: Wave soldering, The article can be aligned to create different nos. of positions! In combination with MVSTB or FKCV plug components, both an MVSTBW (or FKCVW) and an MVSTBR plug (or FKCVR) must be used. Combination with TMSTBP plug components is not possible!

#### Header - MDSTBV 2,5/ 3-GFR-5,08 - 1874688



PCB headers, nominal current: 10 A, rated voltage (III/2): 320 V, number of positions: 3, pitch: 5.08 mm, color: green, contact surface: Tin, mounting: Wave soldering, The article can be aligned to create different nos. of positions! In combination with MVSTB or FKCV plug components, both an MVSTBW (or FKCVW) and an MVSTBR plug (or FKCVR) must be used. Combination with TMSTBP plug components is not possible!



## Printed-circuit board connector - FRONT-MSTB 2,5/ 3-STF-5,08 - 1777811

### Accessories

#### Header - EMSTBV 2,5/ 3-GF-5,08 - 1898648

PCB headers, nominal current: 12 A, rated voltage (III/2): 320 V, number of positions: 3, pitch: 5.08 mm, color: green, contact surface: Tin, mounting: Press-in technology



#### Printed-circuit board connector - DFK-MSTBA 2,5/ 3-GF-5,08 - 1898994



Feed-through header, nominal current: 12 A, rated voltage (III/2): 320 V, number of positions: 3, pitch: 5.08 mm, color: green, contact surface: Tin, mounting: Wave soldering

#### Printed-circuit board connector - DFK-MSTBVA 2,5/ 3-GF-5,08 - 1899294



Feed-through header, nominal current: 12 A, rated voltage (III/2): 320 V, number of positions: 3, pitch: 5.08 mm, color: green, contact surface: Tin, mounting: Wave soldering

#### Header - EMSTB 2,5/ 3-GF-5,08 - 1899621

PCB headers, nominal current: 12 A, rated voltage (III/2): 320 V, number of positions: 3, pitch: 5.08 mm, color: green, contact surface: Tin, mounting: Press-in technology



#### Header - MSTB 2,5/ 3-GF-5,08 THT - 1927577



PCB headers, nominal current: 12 A, rated voltage (III/2): 320 V, number of positions: 3, pitch: 5.08 mm, color: black, contact surface: Tin, mounting: THR soldering, User information and design recommendations for through hole reflow technology can be found under "Downloads"

## Printed-circuit board connector - FRONT-MSTB 2,5/ 3-STF-5,08 - 1777811

### Accessories

Header - MSTBV 2,5/ 3-GF-5,08 THT - 1940907



PCB headers, nominal current: 12 A, rated voltage (III/2): 320 V, number of positions: 3, pitch: 5.08 mm, color: black, contact surface: Tin, mounting: THR soldering, User information and design recommendations for through hole reflow technology can be found under "Downloads"

---

Printed-circuit board connector - CC 2,5/ 3-GF-5,08 P26THR - 1954702



PCB headers, nominal current: 12 A, rated voltage (III/2): 320 V, number of positions: 3, pitch: 5.08 mm, color: black, contact surface: Tin, mounting: THR soldering, User information and design recommendations for through hole reflow technology can be found under "Downloads"

---

Printed-circuit board connector - CC 2,5/ 3-GF-5,08 P26THRR56 - 1954812



PCB headers, nominal current: 12 A, rated voltage (III/2): 320 V, number of positions: 3, pitch: 5.08 mm, color: black, contact surface: Tin, mounting: THR soldering, User information and design recommendations for through hole reflow technology can be found under "Downloads"

---

Printed-circuit board connector - CCV 2,5/ 3-GF-5,08 P26THR - 1955646



PCB headers, nominal current: 12 A, rated voltage (III/2): 320 V, number of positions: 3, pitch: 5.08 mm, color: black, contact surface: Tin, mounting: THR soldering, User information and design recommendations for through hole reflow technology can be found under "Downloads"

---

Printed-circuit board connector - CCV 2,5/ 3-GF-5,08 P26THRR56 - 1955756



PCB headers, nominal current: 12 A, rated voltage (III/2): 320 V, number of positions: 3, pitch: 5.08 mm, color: black, contact surface: Tin, mounting: THR soldering, User information and design recommendations for through hole reflow technology can be found under "Downloads"

---