

Enclosure for command devices, 22 mm, round, Enclosure material plastic, enclosure top part gray, 1 control point plastic, Recess for label, A=pushbutton red, label: O, 1 NC, screw terminal, Floor mounting



Figure similar

Product brand name	SIRIUS ACT
Product designation	Enclosures
Product type designation	3SU1
Manufacturer's article number	<ul style="list-style-type: none"> • of supplied contact module A1 = 3SU1400-2AA10-1CA0 3SU1400-2AA10-1CA0 • of supplied contact module at the command point A 1 • of the supplied holder A = 3SU1500-0AA10-0AA0 3SU1500-0AA10-0AA0 • of the supplied holder at the command point A 3SU1000-0AB20-0AA0 • of the supplied actuator 3SU1000-0AB20-0AA0 • of the supplied actuator at the command point A 3SU1801-0AA00-0AB1 • of supplied empty enclosure A = 3SU1900-0AF16-0QA0 3SU1900-0AF16-0QA0 • of supplied accessory 3SU1900-0AF16-0QA0 • of the supplied accessories at the command point A

Enclosure

Design of the housing	with recess for label
Shape of the enclosure front	Square
Material of the enclosure	plastic
Number of command points	1
Product component	
• EMERGENCY STOP device	No
• protective collar	No
Color	
• of top part of the enclosure	grey
Delivery state	
• as a kit	No
• pre-wired on strip terminal	No
Mounting type of the enclosure	Vertical

Actuator

Design of the operating mechanism	Pushbutton
Suitability for use EMERGENCY OFF switch	No
Product feature	
• lockout	No
Product extension optional Light source	No
Color	
• of the actuating element	Red
Material of the actuating element	plastic
Shape of the actuating element	round
Number of contact modules	1

Front ring

Product component front ring	Yes
Design of the front ring	Standard
Material of the front ring	plastic
Color of the front ring	black

Holder

Material of the holder	Plastic
-------------------------------	---------

Display

Number of LED modules	0
------------------------------	---

General technical data

Product function	
• positive opening	Yes
• EMERGENCY OFF function	No
• EMERGENCY STOP function	No
Protection class IP	IP66, IP67, IP69(IP69K)
Degree of protection NEMA rating	NEMA 1, 2, 3, 3R, 4, 4X, 12K, 13
Shock resistance	

<ul style="list-style-type: none"> • acc. to IEC 60068-2-27 • for railway applications acc. to DIN EN 61373 	Sinusoidal half-wave 50 g / 11 ms Category 1, Class B
Vibration resistance <ul style="list-style-type: none"> • acc. to IEC 60068-2-6 • for railway applications acc. to DIN EN 61373 	10 ... 500 Hz: 5g Category 1, Class B
Continuous current of the C characteristic MCB	10 A; for a short-circuit current smaller than 400 A
Continuous current of the quick DIAZED fuse link	10 A
Continuous current of the DIAZED fuse link gG	10 A
Operating voltage <ul style="list-style-type: none"> • at AC <ul style="list-style-type: none"> — at 50 Hz rated value — at 60 Hz rated value • at DC <ul style="list-style-type: none"> — rated value 	5 ... 500 V 5 ... 500 V 5 ... 500 V
Auxiliary circuit	
Design of the contact of auxiliary contacts	Silver alloy
Number of NC contacts <ul style="list-style-type: none"> • for auxiliary contacts 	1
Number of NO contacts <ul style="list-style-type: none"> • for auxiliary contacts 	0
Number of CO contacts <ul style="list-style-type: none"> • for auxiliary contacts 	0
Connections/Terminals	
Type of electrical connection <ul style="list-style-type: none"> • of modules and accessories 	Screw-type terminal
Type of electrical connection on enclosure	Cable routing above and below, both 1 x M20
Tightening torque of the screws in the bracket	1 ... 1.2 N·m
Tightening torque of mounting screws in the enclosure cover	1.5 ... 1.7 N·m
Tightening torque <ul style="list-style-type: none"> • with screw-type terminals 	0.8 ... 0.9 N·m
Interfaces	
Design of the interface <ul style="list-style-type: none"> • for communication 	without
Ambient conditions	
Ambient temperature <ul style="list-style-type: none"> • during operation • during storage 	-25 ... +70 °C -40 ... +80 °C
Environmental category during operation acc. to IEC 60721	3M6, 3S2, 3B2, 3C3, 3K6 (with relative air humidity of 10 ... 95 %, no condensation in operation permitted for all devices behind front panel)







Installation/ mounting/ dimensions

Mounting type	
<ul style="list-style-type: none"> • of modules and accessories 	Floor mounting
Height	85 mm
Width	85 mm
Depth	75 mm
Shape of the installation opening	round



Accessories

Number of labels	1
Marking of the name plate for command devices	A = O
Color of the label	A = black

Certificates/approvals

General Product Approval	Declaration of Conformity
 CCC	 CSA
 UL	 VDE
 EAC	 EG-Konf.

Test Certificates	Marine / Shipping
Declaration of the Compliance with the order	Special Test Certificate
 ABS	 LRS
	 PRS
	 RINA

Marine / Shipping	other
 RMRS	Confirmation
 DNV-GL	

Further information

Information- and Downloadcenter (Catalogs, Brochures,...)

<http://www.siemens.com/industrial-controls/catalogs>

Industry Mall (Online ordering system)

<https://mall.industry.siemens.com/mall/en/en/Catalog/product?mlfb=3SU1801-0AC00-2AB1>

Cax online generator

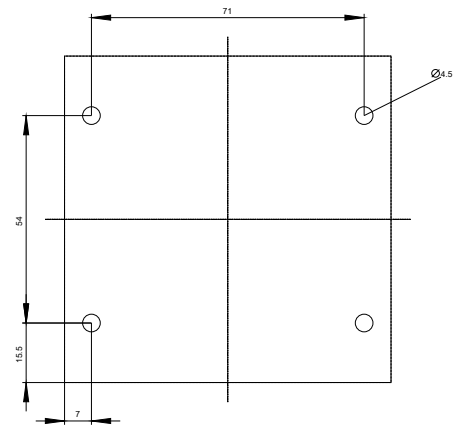

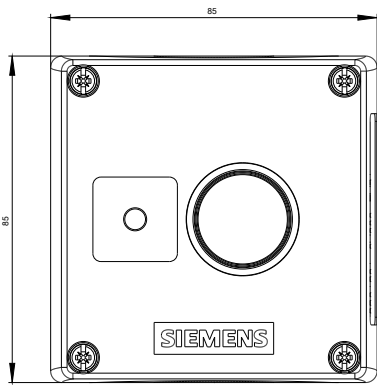
<http://support.automation.siemens.com/WW/CAXorder/default.aspx?lang=en&mlfb=3SU1801-0AC00-2AB1>

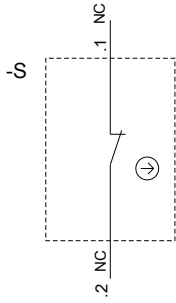
Service&Support (Manuals, Certificates, Characteristics, FAQs,...)

<https://support.industry.siemens.com/cs/ww/en/ps/3SU1801-0AC00-2AB1>

Image database (product images, 2D dimension drawings, 3D models, device circuit diagrams, EPLAN macros, ...)

http://www.automation.siemens.com/bilddb/cax_de.aspx?mlfb=3SU1801-0AC00-2AB1&lang=en





SIEMENS

3SU18.1.(AC,AE)0_01_4_IEC_V.DXF

Format / Size: Hybrid quer

last modified:

02/22/2018