




Connectors > Circular Connectors > Standard Circular Connectors



Number of Positions: 4

Connector System: **Wire-to-Board**

Sealable: **Yes**

Contact Current Rating (Max): **4 A**

Circuit Application: **Signal**

Features

Product Type Features

Connector Product Type	Connector Assembly
Connector System	Wire-to-Board
Sealable	Yes
Circular Connector Type	Receptacle
Shell Type	Metal

Configuration Features

Number of Positions	4
Number of Power Positions	0
Number of Signal Positions	4
Contacts Preloaded	Yes

Body Features

Shell Plating Material	Nickel
Shell Base Material	Brass
Circular Connector Insulation Material Type	Polyamide

Contact Features



Contact Current Rating (Max)	4 A
Reverse Gender	Yes
Contact Layout Arrangement	Circular
Circular Connector Contact Type	Pin

Mechanical Attachment

Connector Mounting Type	Panel Mount
Polarization Code	A
Mating Alignment Type	Keyed
Mating Retention	With

Housing Features

Circular Connector Shell Size	12
-------------------------------	----

Usage Conditions

IP Dust Sealing Level	6
IP Water Sealing Level	8

Operation/Application

Circuit Application	Signal
Shielded	No

Product Compliance

For compliance documentation, visit the product page on TE.com>


EU RoHS Directive 2011/65/EU	Compliant with Exemptions
EU ELV Directive 2000/53/EC	Compliant
China RoHS 2 Directive MIIT Order No 32, 2016	Restricted Materials Above Threshold
EU REACH Regulation (EC) No. 1907/2006	Current ECHA Candidate List: JAN 2025 (247) Candidate List Declared Against: JUNE 2024 (241) SVHC > Threshold: Pb (4% in Component Part) <b>Article Safe Usage Statements:</b> Do not eat, drink or smoke when using this product. Wash thoroughly after handling. Recycle if possible and dispose of the article by following all applicable governmental regulations relevant to your geographic location.
Halogen Content	Low Halogen - Br, Cl, F, I < 900 ppm per homogenous material. Also BFR/CFR/PVC Free
Solder Process Capability	Not reviewed for solder process capability




Product Compliance Disclaimer

This information is provided based on reasonable inquiry of our suppliers and represents our current actual knowledge based on the information they provided. This information is subject to change. The part numbers that TE has identified as EU RoHS compliant have a maximum concentration of 0.1% by weight in homogenous materials for lead, hexavalent chromium, mercury, PBB, PBDE, DBP, BBP, DEHP, DIBP, and 0.01% for cadmium, or qualify for an exemption to these limits as defined in the Annexes of Directive 2011/65/EU (RoHS2). Finished electrical and electronic equipment products will be CE marked as required by Directive 2011/65/EU. Components may not be CE marked. Additionally, the part numbers that TE has identified as EU ELV compliant have a maximum concentration of 0.1% by weight in homogenous materials for lead, hexavalent chromium, and mercury, and 0.01% for cadmium, or qualify for an exemption to these limits as defined in the Annexes of Directive 2000/53/EC (ELV). Regarding the REACH Regulation, the information TE provides on SVHC in articles for this part number is based on the latest European Chemicals Agency (ECHA) 'Guidance on requirements for substances in articles' posted at this URL: <https://echa.europa.eu/guidance-documents/guidance-on-reach>


Customers Also Bought




TE Part #ZPF000000000001261  
097-0267-16 A1267



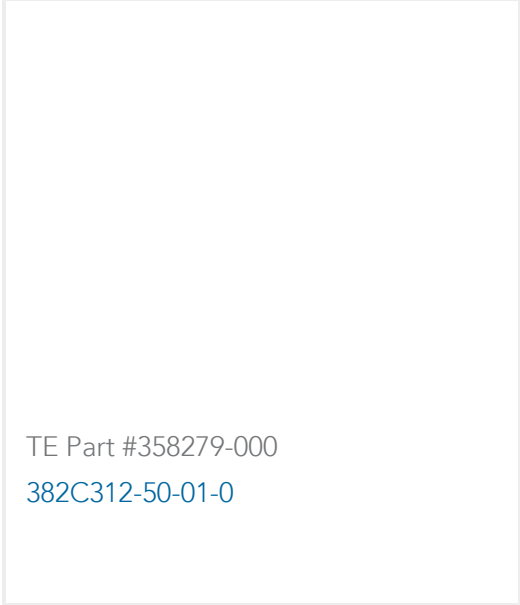
TE Part #1616058-6  
A703CD (FAA/PMA)=RELAY




TE Part #1617807-5  
FC-335-SY8= RELAY, 3PST




TE Part #ZPF000000000007174  
983-0RS 08-98 PN



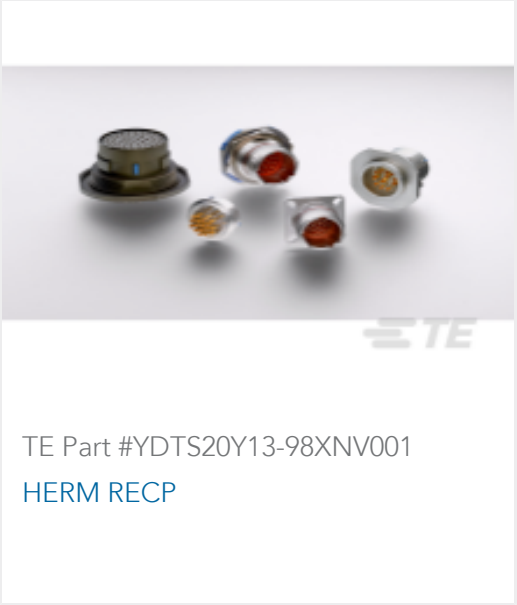
TE Part #358279-000  
382C312-50-01-0



TE Part #1617147-5  
JMGAP-26P = M39016/17-030P



TE Part #CAT-HST-BSTS  
BSTS/BSTS-FR Heat Shrink Tubing



TE Part #YDTS20Y13-98XNV001  
HERM RECP

Documents

- CAD Files

3D PDF

3D

Customer View Model

[ENG\\_CVM\\_CVM\\_3-2172062-2\\_A.2d\\_dxf.zip](#)

English

Customer View Model

[ENG\\_CVM\\_CVM\\_3-2172062-2\\_A.3d\\_igs.zip](#)

English

Customer View Model

[ENG\\_CVM\\_CVM\\_3-2172062-2\\_A.3d\\_stp.zip](#)

English

By downloading the CAD file I accept and agree to the [Terms and Conditions](#) of use.



Datasheets & Catalog Pages

M8 / M12 Connector System Catalog

English

M8 / M12 Connector System Catalog

Japanese

Product Specifications

Application Specification

English