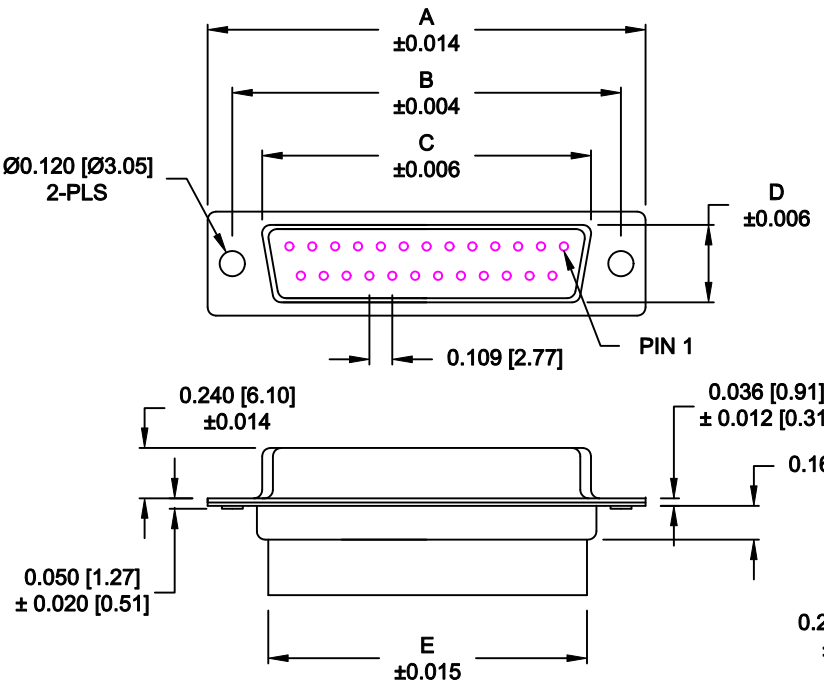


DESCRIPTION: FEMALE - CRIMP AND LOAD

****NOTE: CONTACTS MUST BE PURCHASED SEPARATELY****



No. OF PINS	DIMENSIONS						
	A	B	C	D	E	F	G
9	1.213	0.984	0.642	0.315	0.618	0.496	0.429
	30.80	24.99	16.30	8.00	15.70	12.60	10.90
15	1.541	1.312	0.969	0.315	0.933	0.496	0.429
	39.15	33.32	24.60	8.00	23.70	12.60	10.90
25	2.088	1.852	1.512	0.315	1.496	0.496	0.429
	53.04	47.04	38.40	8.00	38.00	12.60	10.90
37	2.729	2.500	2.157	0.315	2.142	0.496	0.429
	69.32	63.50	54.80	8.00	54.40	12.60	10.90
50	2.635	2.406	2.059	0.425	2.039	0.602	0.535
	66.93	61.11	52.30	10.80	51.80	15.30	13.60

170-YYY-27YL000

SERIES _____

POSITIONS _____

009 _____

015 _____

025 _____

037 _____

050 _____

GENDER _____

2 = FEMALE

TERMINATION _____

7 = CRIMP & LOAD

SHELL PLATING _____

2 = TIN

3 = NICKEL

RoHS COMPLIANT _____

HARDWARE OPTIONS _____

00 = NO HARDWARE

01 = .098" CLINCH NUT (BOARD SIDE)

02 = .236" CLINCH NUT (BOARD SIDE)

03 = .236" CLINCH NUT (MATING SIDE)

PLATING OPTIONS _____

0 = NO CONTACTS

MATERIAL:

SHELL: STEEL, TIN OR NICKEL PLATED
 INSULATOR: UL 94V-O RATED, PBT-BLACK
 PROCESS TEMP.: 230°C
 CONTACTS: BRASS - GOLD PLATED

ELECTRICAL:

CURRENT RATING: 5 AMPS
 CONTACT RESISTANCE: 15 mOhms Max.
 INSULATION RESISTANCE: 1,000 MOhms min.
 VOLTAGE: 500VAC FOR 1 MINUTE
 TEMPERATURE: -50° C TO 125° C

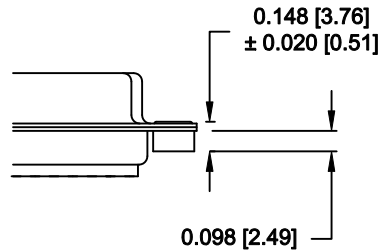
RoHS COMPLIANT

DO NOT SCALE FROM DRAWING

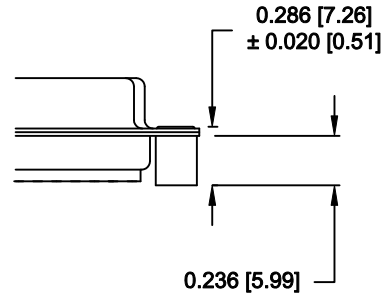
	THESE DRAWINGS AND SPECIFICATIONS ARE THE PROPERTY OF NorComp AND SHALL NOT BE REPRODUCED, COPIED OR USED AS THE BASIS FOR THE MANUFACTURE OF SALE OF APPARATUS WITHOUT WRITTEN PERMISSION.		DRAWN: PAM JENKINS	DATE: 08-18-98
			CHECKED:	DATE:
NorComp		SCALE:	SHEET 1 OF 2	REV 10
		DWG NO. 170-YYY-27YL000		

ALL CLINCH-NUTS ARE 4-40 INTERNAL THREADS

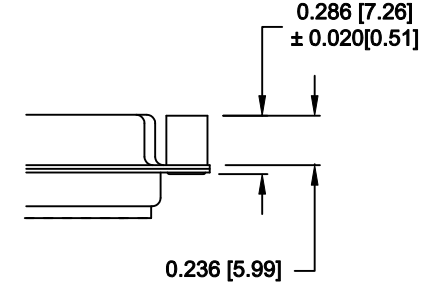
01X 0.065" (BOARD SIDE) - CN1



02X 0.236" (BOARD SIDE) - CN2



03X..... 0.236" (MATING SIDE) - CN8



DO NOT SCALE FROM DRAWING



THESE DRAWINGS AND SPECIFICATIONS ARE THE PROPERTY OF NorComp AND SHALL NOT BE REPRODUCED, COPIED OR USED AS THE BASIS FOR THE MANUFACTURE OF SALE OF APPARATUS WITHOUT WRITTEN PERMISSION.

DRAWN:
WAYNE ROBBINS

DATE:
11-28-05

CHECKED:

DATE:

NorComp

SCALE:	SHEET	OF	REV
	2	2	10

DWG NO. **170-YYY-27YL000**

RoHS COMPLIANT