

D369-G33-NP4 ✓ ACTIVE

DEUTSCH | DEUTSCH 369

TE Internal #: YD369-G33-NP400000

PCB Mount Receptacle, Right Angle, Wire-to-Board, 3 Position,
2.54 mm [.1 in] Centerline, Gold (Au), Through Hole - Solder,
Sealable, DEUTSCH 369

[View on TE.com >](#)



Connectors > PCB Connectors > PCB Headers & Receptacles > PCB Mount Receptacle: 3-Way Inline



PCB Connector Type: **PCB Mount Receptacle**

PCB Mount Orientation: **Right Angle**

Connector System: **Wire-to-Board**

Number of Positions: **3**

Centerline (Pitch): **2.54 mm [.1 in]**

[All PCB Mount Receptacle: 3-Way Inline \(15\)](#)

Features

Product Type Features

PCB Connector Type	PCB Mount Receptacle
Connector System	Wire-to-Board
Sealable	Yes
Connector & Contact Terminates To	Printed Circuit Board
Connector Product Type	Connector Assembly

Configuration Features

Number of Columns	3
Number of Loaded Positions	6
PCB Mount Orientation	Right Angle
Number of Positions	3
Number of Rows	1

Electrical Characteristics

Dielectric Withstanding Voltage (Max)	1500 V
---------------------------------------	--------

Body Features

Connector & Keying Code	N
Primary Product Color	Black

Contact Features

Contact Shape & Form	Round
Contact Layout	Inline
Contact Base Material	Copper Alloy
PCB Contact Termination Area Plating Material	Gold
Contact Mating Area Plating Material	Gold (Au)
Contact Type	Pin
Contact Current Rating (Max)	5 A

Termination Features

Termination Post & Tail Diameter	.62 mm[.025 in]
Termination Method to PCB	Through Hole - Solder

Mechanical Attachment

PCB Mount Retention Type	Retention Leg
Mating Alignment Type	Keyed
PCB Mount Alignment	With
Mating Retention	With
PCB Mount Retention	With
Connector Mounting Type	Board Mount
Mating Alignment	With

Housing Features

Centerline (Pitch)	2.54 mm[.1 in]
Housing Material	Thermoplastic

Usage Conditions

Operating Temperature Range	-55 – 175 °C[-67 – 347 °F]
-----------------------------	----------------------------

Operation/Application

Circuit Application	Signal
---------------------	--------

Packaging Features

Packaging Quantity	1
Packaging Method	Package

Product Compliance

[For compliance documentation, visit the product page on TE.com>](#)



EU RoHS Directive 2011/65/EU	Compliant with Exemptions
EU ELV Directive 2000/53/EC	Not Yet Reviewed
China RoHS 2 Directive MIIT Order No 32, 2016	有害物质含量超出标准 Restricted Substance(s) Above Threshold
EU REACH Regulation (EC) No. 1907/2006	Current ECHA Candidate List: JUNE 2025 (250) Candidate List Declared Against: JAN 2024 (240) SVHC > Threshold: Pb (1.2% in Contact) Article Safe Usage Statements: Do not eat, drink or smoke when using this product. Wash thoroughly after handling. Recycle if possible and dispose of the article by following all applicable governmental regulations relevant to your geographic location.
Halogen Content	Not Yet Reviewed for halogen content
Solder Process Capability	Reflow solder capable to 245°C


Product Compliance Disclaimer

This information is provided based on reasonable inquiry of our suppliers and represents our current actual knowledge based on the information they provided. This information is subject to change. The part numbers that TE has identified as EU RoHS compliant have a maximum concentration of 0.1% by weight in homogenous materials for lead, hexavalent chromium, mercury, PBB, PBDE, DBP, BBP, DEHP, DIBP, and 0.01% for cadmium, or qualify for an exemption to these limits as defined in the Annexes of Directive 2011/65/EU (RoHS2). Finished electrical and electronic equipment products will be CE marked as required by Directive 2011/65/EU. Components may not be CE marked. Additionally, the part numbers that TE has identified as EU ELV compliant have a maximum concentration of 0.1% by weight in homogenous materials for lead, hexavalent chromium, and mercury, and 0.01% for cadmium, or qualify for an exemption to these limits as defined in the Annexes of Directive 2000/53/EC (ELV). Regarding the REACH Regulation, the information TE provides on SVHC in articles for this part number is based on the latest European Chemicals Agency (ECHA) 'Guidance on requirements for substances in articles' posted at this URL: <https://echa.europa.eu/guidance-documents/guidance-on-reach>

Compatible Parts




Also in the Series | **DEUTSCH 369**




PCB Headers & Receptacles(91)



Rectangular Power Connectors(403)



Standard Rectangular Connectors(358)



Wire-to-Board Headers & Receptacles (91)

Customers Also Bought



TE Part #680104-000
D-609-03




TE Part #680105-000
D-609-04



TE Part #NB14504001
VERSAFIT-3/8-0-SP-SM



TE Part #251439-000
55A4124-22-9/96-9CS2275



TE Part #NB15134001
HT-200-1/4-X-SP



TE Part #650138-000
D-436-0098



TE Part #1462041-3
IMB06CGR=IM RELAY 140mW 12V HDV



TE Part #4-1676480-7
CRG0402 1% 300R



TE Part #1757819-2
AMPLIMITE,ASY,PLUG,STD,109,ZN,2



TE Part #4-2176325-0
CRGP 0402 18K 1%

Documents

Product Drawings

[369 3 WAY INLINE 90 PCB REC, GOLD, PIN](#)

English

CAD Files

[3D PDF](#)

[3D](#)

Customer View Model

[ENG_CVM_CVM_YD369-G33-NP400000_AA.2d_dxf.zip](#)

D369-G33-NP4

PCB Mount Receptacle, Right Angle, Wire-to-Board, 3 Position, 2.54 mm [.1 in]
Centerline, Gold (Au), Through Hole - Solder, Sealable, DEUTSCH 369



English

Customer View Model

[ENG_CVM_CVM_YD369-G33-NP400000_AA.3d_igs.zip](#)

English

Customer View Model

[ENG_CVM_CVM_YD369-G33-NP400000_AA.3d_stp.zip](#)

English

By downloading the CAD file I accept and agree to the [Terms and Conditions](#) of use.