

TE Internal #: 640204-1

Closed Ring Tongue Terminal, 22 – 18 AWG, #8 / M4 Stud, 4.39 mm [.173 in] Stud Diameter, Open Barrel, Straight, Tin Plating, Uninsulated

[View on TE.com >](#)



Terminals & Splices > Ring Terminals



Ring Terminal Product Type: **Closed Ring Tongue Terminal**

Wire Size: **640 – 1624 CMA**

Stud Size: **#8, M4**

Features

Product Type Features

Shape Description	Anti-Rotational/Grounding
Terminal Features	Sheared
Ring Terminal Product Type	Closed Ring Tongue Terminal
Stud Size	#8, M4
Sealable	No
Compatible With Discrete Wire Type	Stranded
Wire Insulation Support Retention Type	Insulation Support

Configuration Features

Number of Holes	1
-----------------	---

Body Features

Product Weight	.594 g
----------------	--------

Contact Features

Contact Base Material	Steel
Barrel Type	Open
Terminal Orientation	Straight
Terminal Plating Material	Tin



Contact Underplating Material	Nickel
-------------------------------	--------

Mechanical Attachment

Wire Insulation Support	With
-------------------------	------

Dimensions

	.08 in
Wire Size	640 – 1624 CMA
Stud Diameter	4.39 mm [.173 in]
Tongue Thickness	.76 mm [.03 in]
Product Length	19.56 mm [.77 in]
Barrel Inside Diameter	1.14 mm, 3.04 mm [.045 in] [.12 in]
Compatible Insulation Diameter (Max)	3.05 mm [.12 in]
Compatible Insulation Diameter Range	2.03 – 3.05 mm [.08 – .12 in]

Usage Conditions

Insulation Option	Uninsulated
Operating Temperature Range	-40 – 110 °C [-40 – 230 °F]

Operation/Application

Compatible With Wire Base Material	Copper
------------------------------------	--------

Industry Standards

Government Qualified Terminal	No
-------------------------------	----

Packaging Features

Packaging Quantity	9000
Packaging Method	Strip/Reel

Product Compliance

[For compliance documentation, visit the product page on TE.com>](#)

EU RoHS Directive 2011/65/EU	Compliant
EU ELV Directive 2000/53/EC	Compliant
China RoHS 2 Directive MIIT Order No 32, 2016	No Restricted Materials Above Threshold
EU REACH Regulation (EC) No. 1907/2006	Current ECHA Candidate List: JUNE 2025 (250) Candidate List Declared Against: JUNE 2025 (250) Does not contain REACH SVHC

Halogen Content	Low Halogen - Br, Cl, F < 900 ppm per homogenous material. Also BFR/CFR/PVC Free
Solder Process Capability	Not applicable for solder process capability


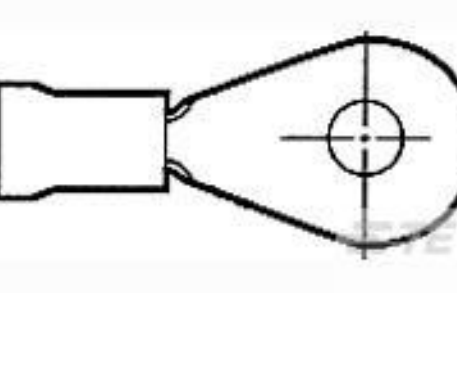

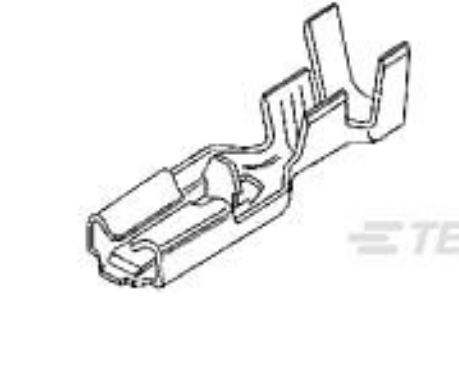

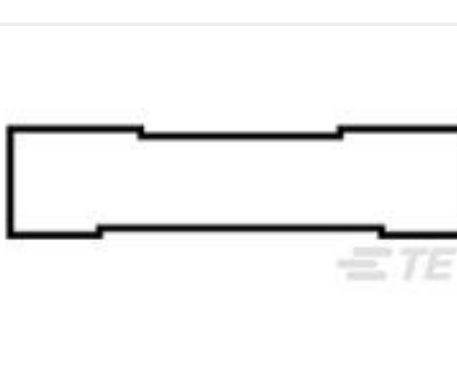


Product Compliance Disclaimer

This information is provided based on reasonable inquiry of our suppliers and represents our current actual knowledge based on the information they provided. This information is subject to change. The part numbers that TE has identified as EU RoHS compliant have a maximum concentration of 0.1% by weight in homogenous materials for lead, hexavalent chromium, mercury, PBB, PBDE, DBP, BBP, DEHP, DIBP, and 0.01% for cadmium, or qualify for an exemption to these limits as defined in the Annexes of Directive 2011/65/EU (RoHS2). Finished electrical and electronic equipment products will be CE marked as required by Directive 2011/65/EU. Components may not be CE marked. Additionally, the part numbers that TE has identified as EU ELV compliant have a maximum concentration of 0.1% by weight in homogenous materials for lead, hexavalent chromium, and mercury, and 0.01% for cadmium, or qualify for an exemption to these limits as defined in the Annexes of Directive 2000/53/EC (ELV). Regarding the REACH Regulation, the information TE provides on SVHC in articles for this part number is based on the latest European Chemicals Agency (ECHA) 'Guidance on requirements for substances in articles' posted at this URL: <https://echa.europa.eu/guidance-documents/guidance-on-reach>

Compatible Parts

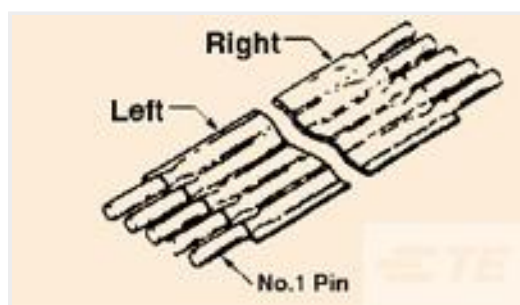
 <p>KIT REPRESENTATION ONLY</p> <p>TE Part # 7-2150257-7 OCEAN_2.0_SPARE_PART_KIT-100F180F</p>	 <p>TE Part # 2150257-1 OCEAN_2.0_Applicator-E-100F180F-REM</p>	 <p>TE Part # 2150257-2 OCEAN_2.0_Applicator-E-100F180F-REA</p>
--	--	--

Customers Also Bought

 <p>TE Part #ANT-915-IPW1-RPS Antenna Whip IP67 915MHz LPWA Swivel RPS</p>	 <p>TE Part #55621-2 TERMINAL R PG 8 1/4</p>	 <p>TE Part #62638-1 RING TONGUE 22-20 AWG TPBR</p>	 <p>TE Part #63809-1 PL 250 TERMINAL REC 18-14 AWG TPBR</p>
 <p>TE Part #1-330021-0 SPLICE,CE ECON 22-16</p>	 <p>TE Part #696010-2 SPLICE BUTT PG 16-14/22-18</p>	 <p>TE Part #1-770849-4 14P SL156 HSG W/LOC RAMP W/TBS</p>	 <p>TE Part #2213800-3 COOLSPICE NEW STANDARD</p>



TE Part #2217206-4
Blade, Slug



TE Part #5-1437166-3
FSP-22A-12

Documents

Product Drawings

[RING .164 \(4.17 MM\) 22-18 AWG TPST](#)

English

CAD Files

[3D PDF](#)

3D

Customer View Model

[ENG_CVM_CVM_640204-1_T.2d_dxf.zip](#)

English

Customer View Model

[ENG_CVM_CVM_640204-1_T.3d_igs.zip](#)

English

Customer View Model

[ENG_CVM_CVM_640204-1_T.3d_stp.zip](#)

English

By downloading the CAD file I accept and agree to the [Terms and Conditions](#) of use.

Product Specifications

[Application Specification](#)

English

Agency Approvals

[UL Report](#)

English