



Connectors > Circular Connectors > Standard Circular Connectors > NANONICS 7 Pin Circular Connector: Plug, Quick Disconnect



Number of Positions: 7

Connector System: **Wire-to-Wire**

Sealable: **Yes**

Connector & Contact Terminates To: **Wire & Cable**

Contact Current Rating (Max): **1 A**

[All NANONICS 7 Pin Circular Connector: Plug, Quick Disconnect \(7\)](#)

Features

Product Type Features

Circular Connector Shell Type	Metal-Shell
Connector System	Wire-to-Wire
Sealable	Yes
Connector & Contact Terminates To	Wire & Cable
Circular Connector Type	Plug
Shell Type	Metal

Configuration Features

Number of Positions	7
Contacts Preloaded	Yes

Body Features

O-Ring Material	Fluorosilicone
Shell Plating Material	Electroless Nickel
Shell Base Material	Aluminum
Circular Connector Insulation Material Type	LCP (Liquid Crystal Polymer)
Hermetically Sealed	Yes

Contact Features

Contact Current Rating (Max)	1 A
------------------------------	-----



Circular Connector Contact Type	Pin
---------------------------------	-----

Mechanical Attachment

Mating Retention Type	Push-Pull Quick Disconnect
Connector Mounting Type	Cable Mount (Free-Hanging)
Mating Retention	With

Dimensions

Assembly Length	521.34 mm[20.525 in]
Wire Size	30 AWG

Usage Conditions

IP Water Sealing Level	IP68
Operating Temperature Range	-67 – 392 °C

Operation/Application

Circuit Application	Signal
---------------------	--------

Packaging Features

Packaging Quantity	1
--------------------	---

Product Compliance

For compliance documentation, visit the product page on TE.com>

EU RoHS Directive 2011/65/EU	Compliant with Exemptions
EU ELV Directive 2000/53/EC	Compliant with Exemptions
China RoHS 2 Directive MIIT Order No 32, 2016	Restricted Materials Above Threshold
EU REACH Regulation (EC) No. 1907/2006	Current ECHA Candidate List: JAN 2025 (247) Candidate List Declared Against: JAN 2025 (247) SVHC > Threshold: Pb (.6% in 74018820) Article Safe Usage Statements: Do not eat, drink or smoke when using this product. Wash thoroughly after handling. Recycle if possible and dispose of the article by following all applicable governmental regulations relevant to your geographic location.
Halogen Content	Not Yet Reviewed for halogen content
Solder Process Capability	Wave solder capable to 265°C

Product Compliance Disclaimer

This information is provided based on reasonable inquiry of our suppliers and represents our current actual knowledge based on the information they provided. This information is subject to change. The part numbers that TE has identified as EU RoHS compliant have a maximum concentration of 0.1% by weight in homogenous materials for lead, hexavalent



chromium, mercury, PBB, PBDE, DBP, BBP, DEHP, DIBP, and 0.01% for cadmium, or qualify for an exemption to these limits as defined in the Annexes of Directive 2011/65/EU (RoHS2). Finished electrical and electronic equipment products will be CE marked as required by Directive 2011/65/EU. Components may not be CE marked. Additionally, the part numbers that TE has identified as EU ELV compliant have a maximum concentration of 0.1% by weight in homogenous materials for lead, hexavalent chromium, and mercury, and 0.01% for cadmium, or qualify for an exemption to these limits as defined in the Annexes of Directive 2000/53/EC (ELV). Regarding the REACH Regulation, the information TE provides on SVHC in articles for this part number is based on the latest European Chemicals Agency (ECHA) 'Guidance on requirements for substances in articles' posted at this URL: <https://echa.europa.eu/guidance-documents/guidance-on-reach>


Compatible Parts



TE Part # 1589060-1


[QCM007SC2DC003P = CIRCULAR](#)

Customers Also Bought




TE Part #ZPF000000000001261

[097-0267-16 A1267](#)




TE Part #1616058-6

[A703CD \(FAA/PMA\)=RELAY](#)




TE Part #ZPF000000000007174

[983-0RS 08-98 PN](#)




TE Part #358279-000

[382C312-50-01-0](#)




TE Part #1617147-5

[JMGAP-26P = M39016/17-030P](#)




TE Part #CAT-HST-BSTS

[BSTS/BSTS-FR Heat Shrink Tubing](#)



TE Part #1617807-5

[FC-335-SY8= RELAY, 3PST](#)



TE Part #YDTS20Y13-98XNV001

[HERM RECP](#)

Documents

Product Drawings

[QCM007PC2DC020 = CIRCULAR](#)

English

CAD Files

Customer View Model

[ENG_CVM_CVM_1589055-6_F.2d_dxf.zip](#)

English



3D PDF

3D

Customer View Model

[ENG_CVM_CVM_1589055-6_F.3d_igs.zip](#)

English

Customer View Model

[ENG_CVM_CVM_1589055-6_F.3d_stp.zip](#)

English

By downloading the CAD file I accept and agree to the [Terms and Conditions](#) of use.

Datasheets & Catalog Pages

[1589055 Nanonics Cross Reference](#)

English