

Datasheet: K84-603.RG - Red/Green Halo Illuminated Pushbutton



Description:

Panel mount halo illuminated bezel pushbutton for 22.5mm mounting. One normally open contact, momentary action. Switch sealed to IP67 from the front and fitted with raised profile natural anodised flat aluminium lens. High brightness bi colour red/green 24VDC LED illumination. Connection with flying lead 300mm long. Single pushbutton supplied.

Specifications:

Switching system

Short-travel switching system with 2 independent contact points and tactile operation. Guarantees reliable switching even of very light loads. Fitted with one normally-open contact.

Material

Actuator housing Makrolon, lens anodised aluminium
Switching element thermoplastic polyester (PET, PBT),
as per UL 94 V0 and Polyacetale (POM), as per UL 94 HB
Contact material silver alloy gold-plated

Mechanical characteristics

Mounting hole \varnothing 22.5mm
Tightening torque Fixing nut max. 80Ncm
Flat ribbon cable 0.5mm²
Actuating force 4.0N \pm 0.2N (measured at the lens)
Actuating travel ~0.5mm
Resistance to heat 350°C, 10 s (when using a soldering iron)
of soldering as per EN IEC 60068-2-20
Mechanical lifetime 1 million cycles of operations

Electrical characteristics

Illumination bi-colour red/green single-chip LED, 24V
Switching element 1 million cycles of operation 24VDC,
100mA at 240 Ω
Voltage 50mVAC/DC...42VAC/DC
Current 10 μ A...100mA, Maximum power 2W
Electrostatic breakdown As per IEC 61000-4-2, m0 in plastic front panel
Value: Plastic case \geq 15kV

Environmental conditions

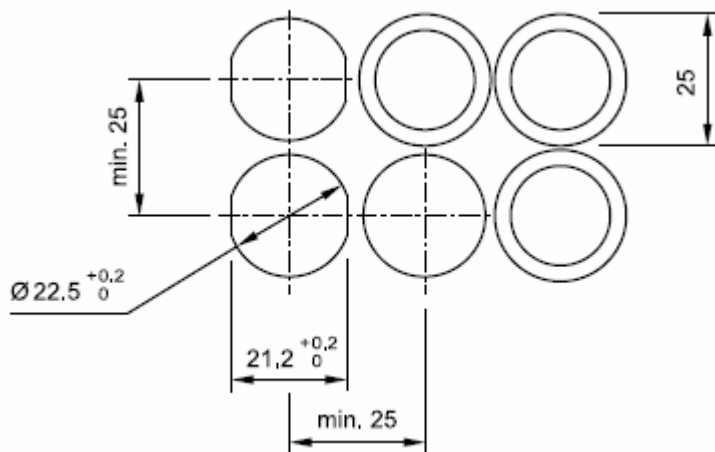
Storage temperature -40°C...+85°C
Operating temperature -25°C...+70°C
Protection degree front side IP67 per EN IEC 60529
Certifications CE conformity declaration / RoHS

EAO Switch components in complete switch

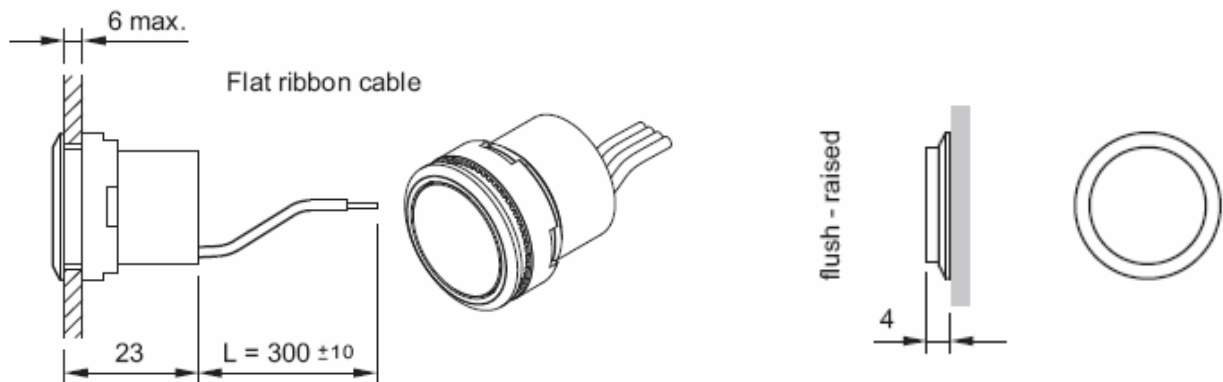
Illuminated pushbutton actuator translucent bezel IP67 sealed: 84-1091.7
Natural aluminium lens with raised profile flat top: 84-7205.800A
Switching element 1NO with red/green LED, 24VDC: 84-8515.8640

EAO reserves the right to alter specifications without further notice

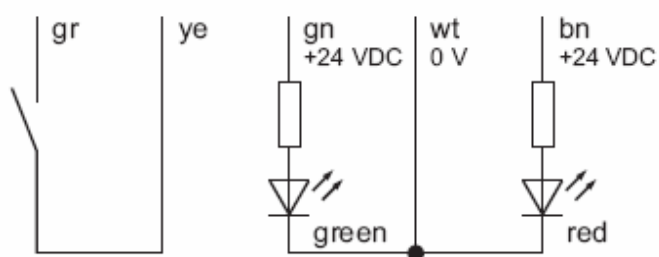
Mounting Details



Mechanical Drawing



Circuit Drawing



Useful Links:

Full Data on EAO Series 84 Switch Range

http://www.eao.com/global/en/Catalogues/PDF_Data_with_drawings/EAO_Recommended_Series/EAO-Series-84-Full-Data.pdf