

## BFH range



The BFH range has been designed to fit neatly and unobtrusively into fitted furniture, display units, fascias or false walls. These heaters are ideal for incorporating into plinths of kitchen or bedroom base units or shop display units.

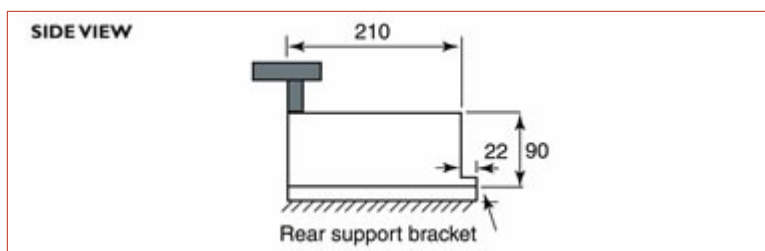
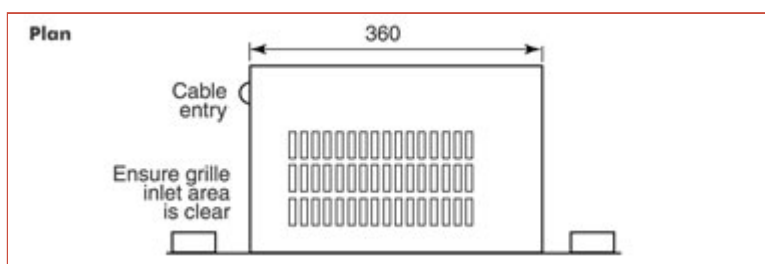
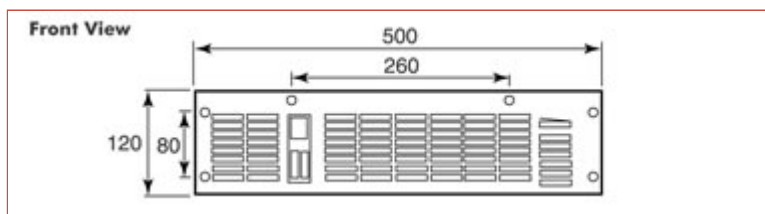
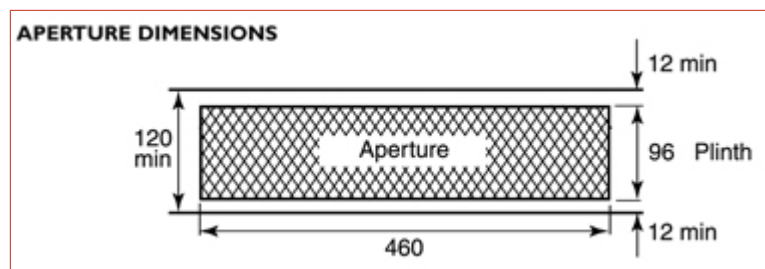
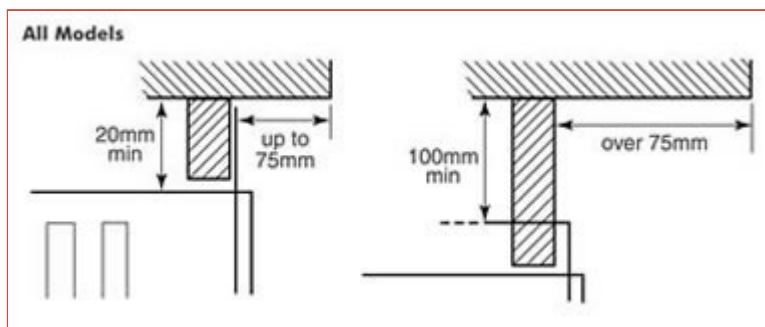
### Features

- Variable thermostat for selection of room temperature
- Maximum output of 2.4kW with switching for 800W and 1600W outputs
- Model BFH24BWST has integral controls for ease of installation
- Model BFH24BWSR is supplied with a remote switch panel, for positioning convenient to user
- Neon indicator glows when the unit is switched on
- Fan only option for cool air circulation
- All units are supplied with a choice of brown, white or stainless steel fascias to suit any plinth unit.



Base Unit Heater - BFH range

## BFH range



**Note:**

If fitted in corner with adjacent cupboards to right hand side of heater then a distance of at least 150mm must be maintained between the right hand end of the heater and the front of the adjacent cupboard door as shown.

## Technical Specification

### All models

If the overhang above the heater is greater than 75mm, then a distance of at least 100mm must be maintained between the overhang and the uppermost part of the heater

### Controls

#### 1 All Models:

Thermostat control knob on front of heater with a temperature range of approximately 5°C to 30°C. Lowest setting provides frost protection level.

#### 2 Remote Control Models

BFH24BWSR:

Switch Panel – 13 amp fuse, double pole isolating switch, two single pole ON/OFF switches controlling elements.

#### 3 Integral Control Models

BFH24BWST:

Built-in switches on heater fascia on/off, fan only. 3 heat settings. Neon indicator.

### Elements – All Models

Fully strung, helically wound, 800W and 1600W combine to give 2400W maximum output.

### Thermostat – All Models

Bi-metal type, air temperature sensing.

### Electrical Connections

#### 1 Remote Control Models:

2.5 metre 6-core colour coded cable is supplied for connecting the heater to the switch panel.

The installer must supply suitable conduit or trunking if required and a surface or flush mounting box for the switch panel. A list of suitable standard boxes is supplied with the heater.

#### 2 Integral Control Models:

Supplied with 2m 3-core cable.

### Thermal Safety Device

Interrupt supply to reset type.

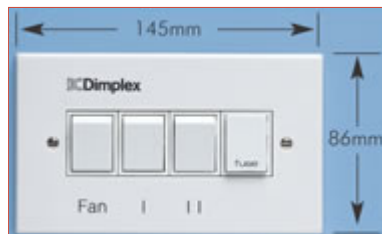
### Colour

All units supplied with a choice of white, dark brown and stainless steel fascias.

### Switch panel remote control models

### Installation

Minimum back box depth of 40mm is required behind fascia plate.





## **Bathrooms**

Any electrical appliances installed in a bathroom should be fitted by a competent electrician in accordance with the current I.E.E. Regulations. Portable heaters are NOT suitable for use in a bathroom. Unless otherwise specified, heaters that can be permanently fixed have to be mounted so that any controls cannot be reached by a person using a bath or shower. This restriction does not apply to Dimplex heated towel rails, which do not have controls.

## **Safety**

Dimplex products are designed to comply with EN60335 the British Standard covering the safety requirements of electric heating appliances, and momentary contact with any part of the heater should not cause injury. However, in order to be effective, heaters or towel rails of any type do get hot especially (if applicable) around the air outlet grille. Therefore if aged or infirm persons, or young children, are likely to be left unsupervised in the vicinity of a heater we advise that precautions should be taken. We recommend that a guard is fitted around the heater, as is normal with many types of heating appliances in similar circumstances, to ensure contact with the heater is avoided and objects cannot be inserted into the product. Heating appliances should never be covered or positioned where objects may fall onto them.

## **Specifications**

Dimplex policy is one of continuous improvement. The company therefore reserves the right to alter specifications without notice. Although every care is taken in the reproduction of product finish in this brochure, the colour photographs should be taken as a guide only. This information is correct at the time of printing. You are advised to consult your dealer before purchasing.

## **Plugs**

All portable appliances are supplied with a fitted plug.

## **British Electrotechnical Approvals Board - BEAB Approved**

The mark of the British Electrotechnical Approvals Board signifies that the appliance bearing it has been produced to the stringent safety requirements for domestic electrical appliances as laid down in EN60355.

## **CE Mark**

Products carrying the CE mark comply with European safety standards and the European Standard for electromagnetic compatibility.

## **Installation Guidance**

This information is designed to assist you with your choice of Dimplex products and it is not intended as an installation guide. For safety, products should only be installed by a competent person, in accordance with current regulations and the manufacturers instruction. If you require advice concerning the installation of our products – especially where the installed dimensions may be critical and the location of the product – please consult your supplier.



Dimplex, Millbrook House, Grange Drive, Hedge End, Southampton, Hampshire, SO30 2DF

For Northern Ireland, please contact – Glen Dimplex NI Ltd, 5 Charlestown Avenue, Charlestown Ind Est, Charlesdown Road, Portadown, Craigavon, County Armagh, BT63 5ZF.

© Dimplex. All rights reserved. Material contained in this publication may not be reproduced in whole or part, without prior permission in writing from Dimplex.

*Please note that the dimensions contained within this publication do not in all cases include clearances required around installed product for safe operation.*

Dimplex products are designed to comply with EN60335 the British standard covering the safety requirements of electric heating appliances, and momentary contact with any part of the heater should not cause injury.

However in order to be effective, heaters or towel rails of any type do get hot, especially (if applicable) around the air outlet grille. Therefore if aged or infirm persons, or young children, are likely to be left unsupervised in the vicinity of a heater we advise that precautions should be taken. We recommend that a guard is fitted around the heater, as is a normal with many types of heating appliances in similar circumstances, to ensure contact with the heater is avoided and objects cannot be inserted into the product. Heating appliances should never be covered or positioned where objects may fall onto them.