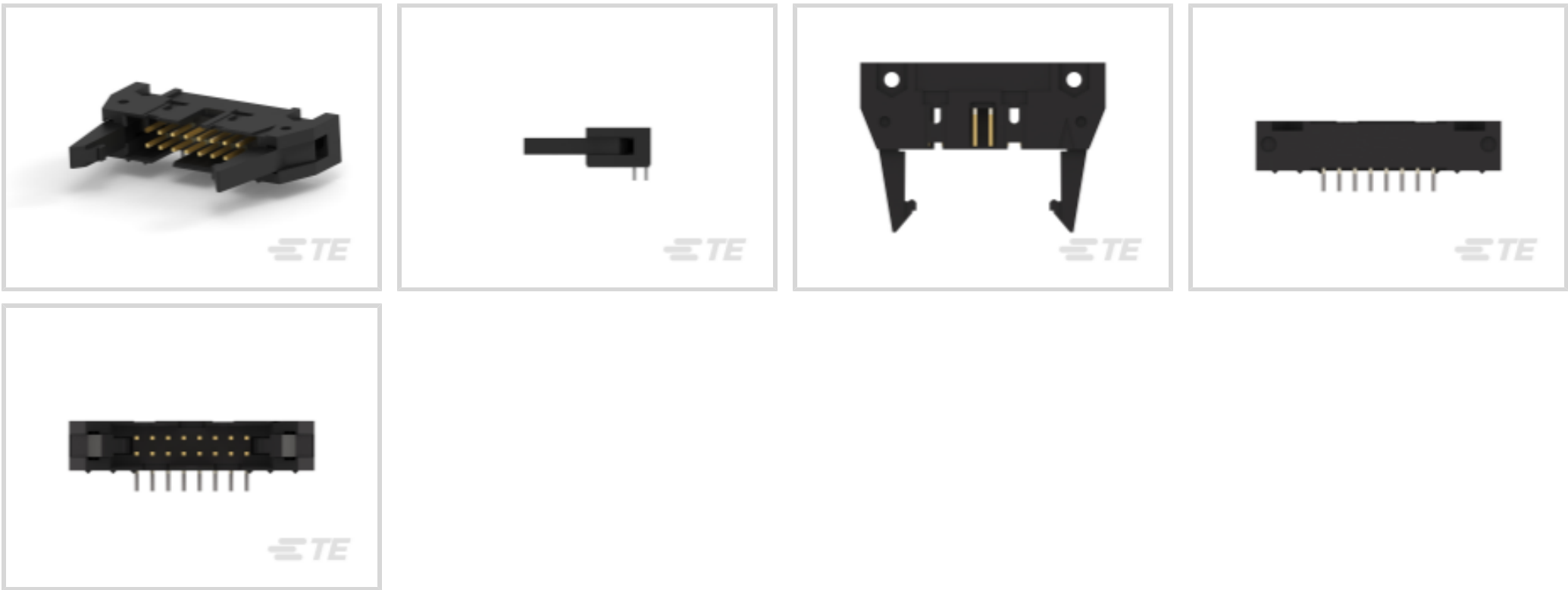




Connectors > PCB Connectors > Wire-to-Board Connectors > FFC, FPC & Ribbon Connectors > Ribbon Cable Connectors >
AMP-LATCH UNIVERSAL HEADERS



Connector System: **Wire-to-Board**
Number of Positions: **16**
Centerline (Pitch): **2.54 mm [.1 in]**
PCB Mount Retention: **Without**
PCB Mount Retention Type: **Mounting Ears**

[All AMP-LATCH UNIVERSAL HEADERS \(523\)](#)

Features

Product Type Features

Connector Product Type	Connector Assembly
Connector Mating Latch & Lock Type	Long
Ribbon Cable Connector Header Type	Universal Ejection Pin Headers
Connector System	Wire-to-Board
Connector & Housing Type	Plug
Connector & Contact Terminates To	Printed Circuit Board

Configuration Features

Number of Positions	16
PCB Mount Orientation	Right Angle
Number of Rows	2

Electrical Characteristics

Operating Voltage	250 VAC
-------------------	---------



Insulation Resistance	5000 MΩ
Body Features	
Mating Retention Feature Color	Black
Mating Retention Feature Material	Glass Filled Polyester
Primary Product Color	Black
Connector Profile	Standard
Contact Features	
Contact Underplating Material	Nickel, Palladium Nickel
PCB Contact Termination Area Plating Material Finish	Matte
	15 μin
Mating Square Post Dimension	.64 mm[.025 in]
Contact Shape & Form	Square
PCB Contact Termination Area Plating Material Thickness	2.54 μm[100 μin]
Contact Mating Area Plating Material	Gold or Gold Flash over Palladium Nickel
Contact Base Material	Brass
PCB Contact Termination Area Plating Material	Tin
Contact Type	Pin
Contact Current Rating (Max)	1 A
Termination Features	
Termination Post & Tail Diameter	.64 mm[.025 in]
Termination Post & Tail Length	2.79 mm[.11 in]
Termination Method to PCB	Through Hole - Solder
Mechanical Attachment	
Panel Mount Feature	Without
Panel Mount Feature Type	Mounting Ears
Mating Alignment	With
PCB Mount Alignment	Without
PCB Mount Retention	Without
PCB Mount Retention Type	Mounting Ears
Mating Alignment Type	Center, Dual Polarizing Bar
Mating Retention	With
Mating Retention Type	Ejection Latch




Connector Mounting Type	Board Mount
Housing Features	
Housing Material	Glass-Filled Nylon/Polyester
Centerline (Pitch)	2.54 mm[.1 in]
Dimensions	
Shrouded End Dimension	.15 mm, 3.81 mm[.15 in]
PCB Thickness (Recommended)	1.57 mm[.062 in]
Connector Height	13.94 mm[.549 in]
	1.56 in
Row-to-Row Spacing	2.54 mm[.1 in]
Usage Conditions	
Housing Temperature Rating	Standard
Operating Temperature Range	-65 – 105 °C[-85 – 221 °F]
Operation/Application	
Circuit Application	Signal
Industry Standards	
UL Flammability Rating	UL 94V-0
Packaging Features	
Packaging Quantity	56
Packaging Method	Tray
Product Compliance	
For compliance documentation, visit the product page on TE.com>	
EU RoHS Directive 2011/65/EU	Compliant
EU ELV Directive 2000/53/EC	Compliant
China RoHS 2 Directive MIIT Order No 32, 2016	No Restricted Materials Above Threshold
EU REACH Regulation (EC) No. 1907/2006	Current ECHA Candidate List: JAN 2025 (247) Candidate List Declared Against: JAN 2025 (247) Does not contain REACH SVHC
Halogen Content	Not Low Halogen - contains Br or Cl > 900 ppm.
Solder Process Capability	Wave solder capable to 265°C




Product Compliance Disclaimer

This information is provided based on reasonable inquiry of our suppliers and represents our current actual knowledge based on the information they provided. This information is subject to change. The part numbers that TE has identified as EU RoHS compliant have a maximum concentration of 0.1% by weight in homogenous materials for lead, hexavalent chromium, mercury, PBB, PBDE, DBP, BBP, DEHP, DIBP, and 0.01% for cadmium, or qualify for an exemption to these limits as defined in the Annexes of Directive 2011/65/EU (RoHS2). Finished electrical and electronic equipment products will be CE marked as required by Directive 2011/65/EU. Components may not be CE marked. Additionally, the part numbers that TE has identified as EU ELV compliant have a maximum concentration of 0.1% by weight in homogenous materials for lead, hexavalent chromium, and mercury, and 0.01% for cadmium, or qualify for an exemption to these limits as defined in the Annexes of Directive 2000/53/EC (ELV). Regarding the REACH Regulation, the information TE provides on SVHC in articles for this part number is based on the latest European Chemicals Agency (ECHA) ‘Guidance on requirements for substances in articles’ posted at this URL: <https://echa.europa.eu/guidance-documents/guidance-on-reach>


Compatible Parts




TE Part # 1-1658526-1
609-1641LF FEM SOCKET, LEAD FREE



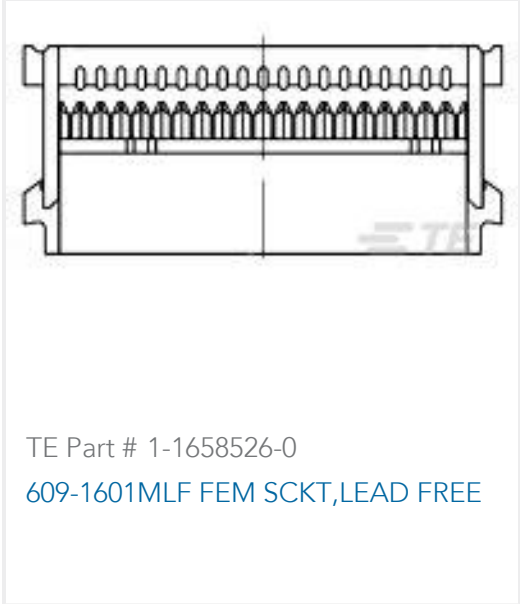
TE Part # 1658527-7
622-1641LF FEM SOCKET, LEAD FREE



TE Part # 102320-1
UNIVERSAL HEADER LATCH



TE Part # 1-1658528-5
636-2030LF=FEM SKT BLADE POL 1



TE Part # 1-1658526-0
609-1601MLF FEM SCKT, LEAD FREE

Also in the Series | AMP-LATCH Universal Headers



Connector Hardware(13)



Ribbon Cable Connectors(523)

Customers Also Bought





TE Part #1609112-2
[10CBS1=F7889 M0](#)



TE Part #2-1879269-2
[RP 2A 26R1 0.1% 15PPM CUT LENGTH](#)



TE Part #5-2176422-4
[TLRP 2512 3.0W R010 1% 50PPM 4K RL](#)



TE Part #CAT-104MTA-PRUSH
[PCB Header: Polyester, Right Angle, Unshrouded](#)



TE Part #CAT-AM74-UN384H
[AMP-LATCH UNIVERSAL HEADERS](#)



TE Part #5-102570-8
[20 MODII HDR DRRA SHRD LF](#)

Documents

Product Drawings

[A/L UNIV HDR 16P RA LAT](#)

English

CAD Files

[3D PDF](#)

3D

Customer View Model

[ENG_CVM_CVM_5499786-3_B.2d_dxf.zip](#)

English

Customer View Model

[ENG_CVM_CVM_5499786-3_B.3d_igs.zip](#)

English

Customer View Model

[ENG_CVM_CVM_5499786-3_B.3d_stp.zip](#)

English

By downloading the CAD file I accept and agree to the [Terms and Conditions](#) of use.

Product Specifications

[Product Specification](#)

English