

SPECIFICATIONS:

BREAK-BEFORE-MAKE

MATERIALS:

FRAME: STEEL, ZINC PLATE
 ACTUATOR: PBT UL94HB, BLACK
 FIXED CONTACT/TERMINAL: COPPER ALLOY, SILVER OVER NICKEL PLATE
 MOVING CONTACT: COPPER ALLOY, SILVER CLAD
 TERMINAL BOARD: PHENOLIC, UL94HB

ELECTRICAL:

CONTACT RATING: 250 MILLIAMPS@125V AC, 150 MILLIAMPS@12V DC
 CONTACT RESISTANCE: 30 MILLIOHMS MAX (INITIAL), 60 MILLIOHMS AFTER TEST
 INSULATION RESISTANCE: 500 MEGOHMS MIN
 DIELECTRIC STRENGTH: 500 VOLTS RMS AT SEA LEVEL
 LIFE EXPECTANCY: 10,000 CYCLES MIN. NO LOAD, 6,000 AT RATED CURRENT

MECHANICAL:

ACTUATION FORCE: 250 +150/-100 GRAMS
 TRAVEL: .126 (3.20)

ENVIRONMENTAL:

OPERATING TEMPERATURE: -10°C TO +60°C
 STORAGE TEMPERATURE: -10°C TO +60°C
 RESISTANCE TO SOLDER HEAT: 260°C FOR 10 SEC PER 109-202, CONDITION B
 SOLDERABILITY PER EIA-364-56A, PROCEDURE 3, CONDITION B

NOTES:

- ALL MATERIALS AND FINISHES SHALL COMPLY WITH EU DIRECTIVE 2002/95/EC OF 27 JAN 2003 (ROHS)
- FOR FUNCTION DIAGRAM SEE SHEET 2 OF 2
- ALL PERFORMANCE SPECIFICATIONS WERE TESTED IN ACCORDANCE WITH JIS-C-5441 UNLESS OTHERWISE STATED.

.776 [19.71]	6 SPACES	1.039 [26.39]	6	SLS260PC04	1825080-5
.650 [16.51]	5 SPACES	.913 [23.19]	5	SLS250PC04	1825080-4
.524 [13.31]	4 SPACES	.787 [19.99]	4	SLS240PC04	1825080-3
.398 [10.11]	3 SPACES	.661 [16.79]	3	SLS230PC04	1825080-2
.272 [6.91]	2 SPACES	.535 [13.59]	2	SLS220PC04	1825080-1
DIM C	DIM B	DIM A	POSITION	ALCO PART NUMBER	TYCO PART NUMBER

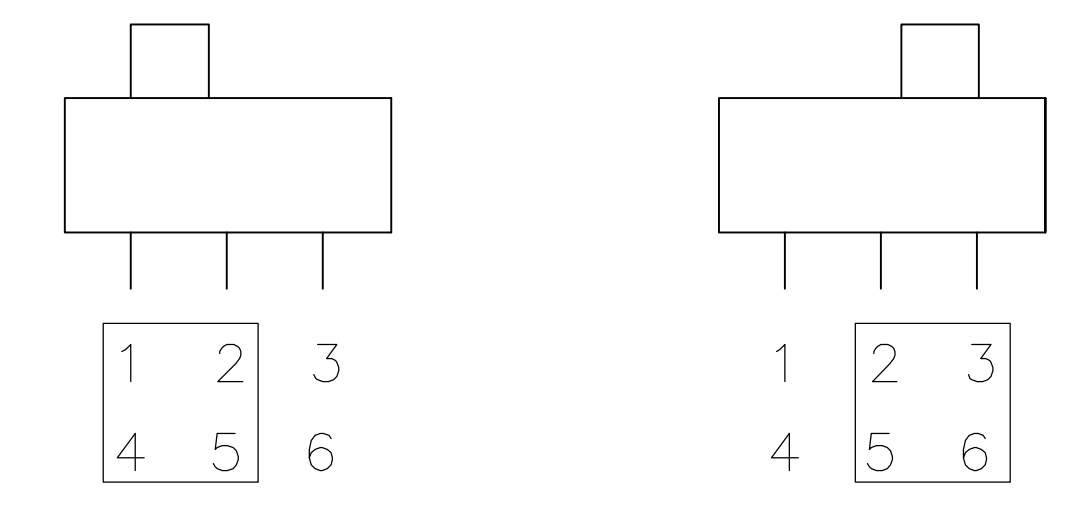
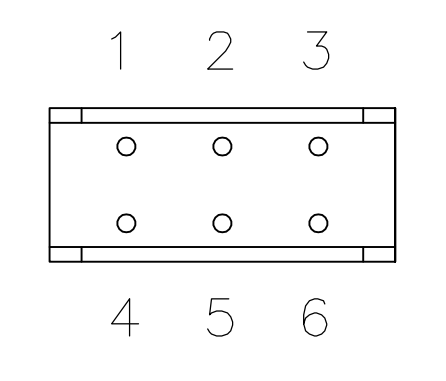
THIS DRAWING IS A CONTROLLED DOCUMENT.

DIMENSIONS: mm [INCHES]	TOLERANCES UNLESS OTHERWISE SPECIFIED:	DIN 02MAR05 B.S.VISWESWARA CHK M.S.SARVER APVD	tyco Electronics Tyco Electronics Corporation Harrisburg, Pa 17105-3608
0 PLC ± - 1 PLC ± - 2 PLC ± - 3 PLC ± 0.10 (0.25) 4 PLC ± - ANGLES ± ± - FINISH		PRODUCT SPEC APPLICATION SPEC	NAME SLIDE SWITCH, SLS***PC04 SERIES, 2 TO 6 POSITION
MATERIAL SEE SPECIFICATIONS		WEIGHT	SIZE CAGE CODE DRAWING NO A1 00779 C=1825080
		CUSTOMER DRAWING	SCALE 6:1 SHEET 1 OF 2 REV B

PART NUMBER POSITION BOTTOM VIEW FUNCTION DIAGRAM - INDICATES TERMINALS CONNECTED

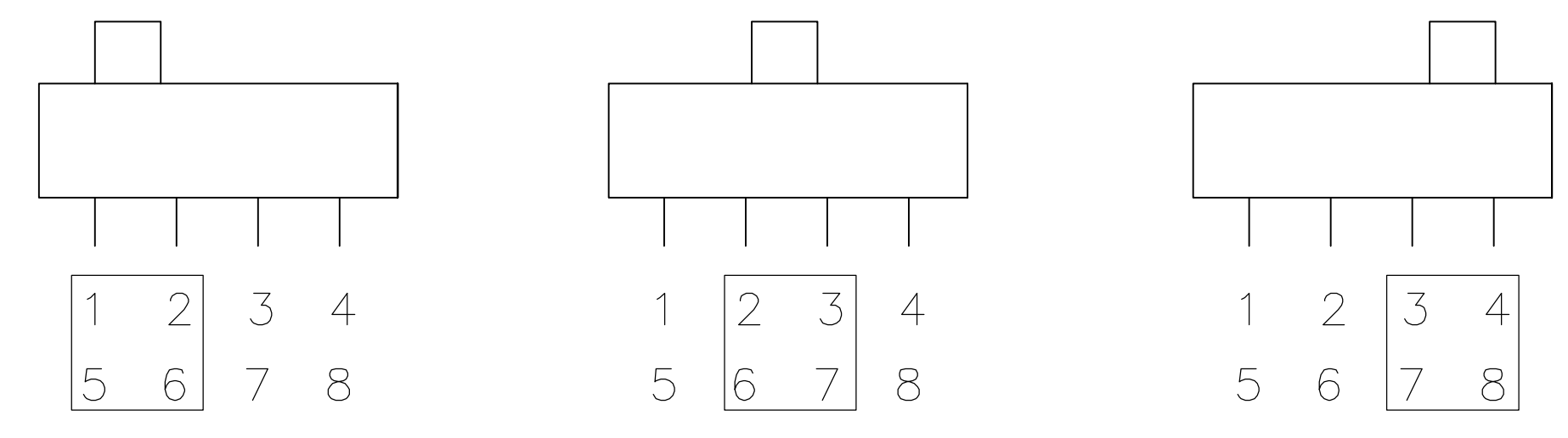
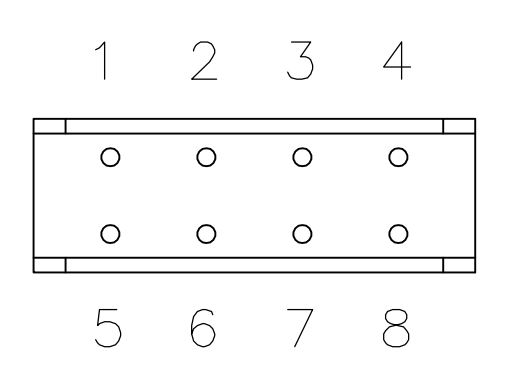
1825080-1

2



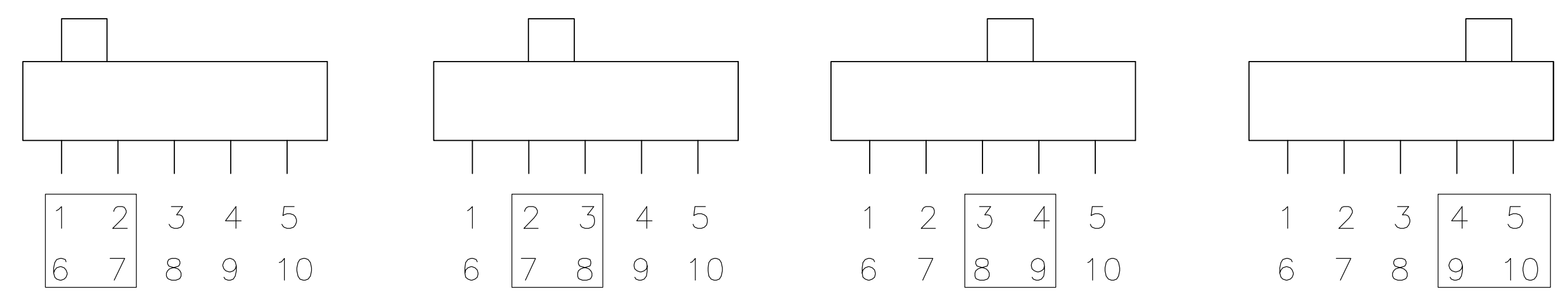
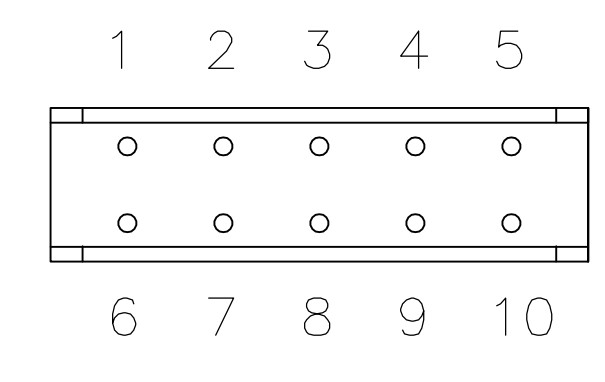
1825080-2

3



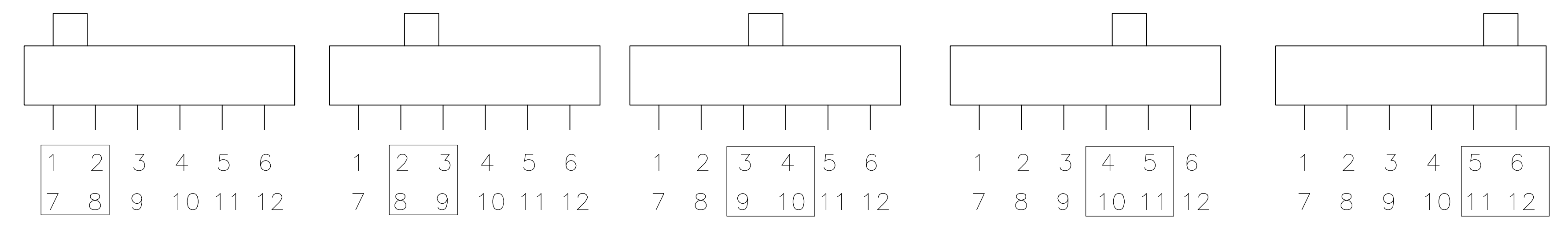
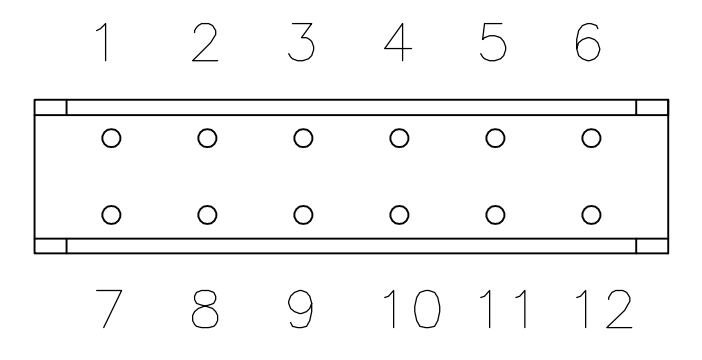
1825080-3

4



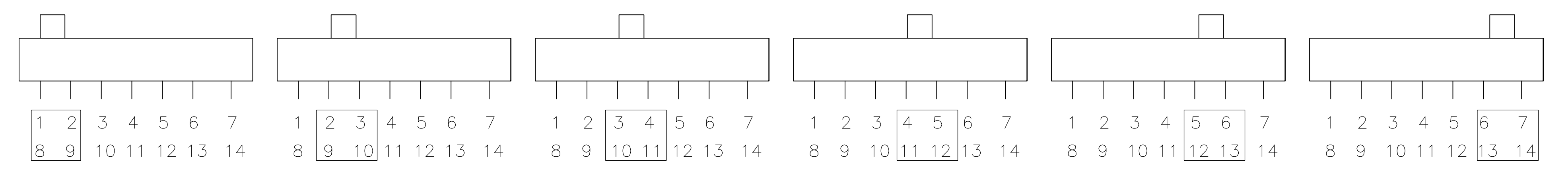
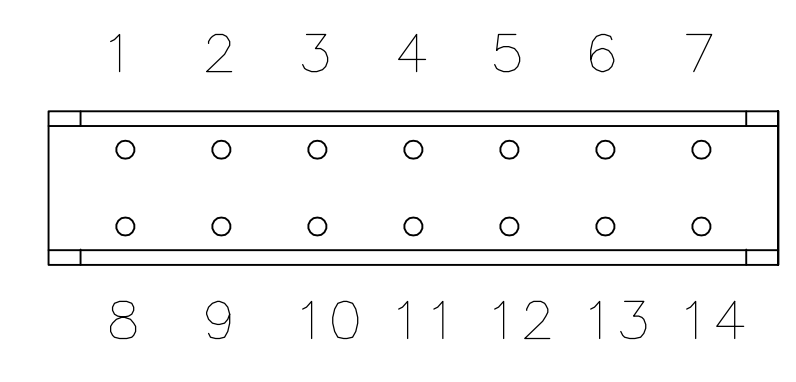
1825080-4

5



1825080-5

6



THIS DRAWING IS A CONTROLLED DOCUMENT.		DWG B.S.VISWESWARA	02MAR05	tyco Electronics	Tyco Electronics Corporation Harrisburg, Pa 17105-3608	
DIMENSIONS: mm [INCHES]		CHK M.S.SARVER	APVD -		NAME SEE 2 TO 6 POSITION	SIZE A1
TOLERANCES UNLESS OTHERWISE SPECIFIED:		0 PLC ± -		PRODUCT SPEC	DRAWING NO 1825080	
1 PLC ± -		2 PLC ± -		APPLICATION SPEC	RESTRICTED TO	
3 PLC ± 0.10 (0.25)		4 PLC ± -		WEIGHT	-	
ANGLES		FINISH		CUSTOMER DRAWING	SCALE	1:1
MATERIAL SEE SPECIFICATIONS		-		SHEET		2 OF 2
				REV		B