

BUZZ IT

13A SOCKET TESTER

SAFETY WARNING

Proper safety measures should be taken when working with voltages exceeding 30V AC rms, 42V AC peak or 60V DC. Your socket tester is not intended to replace good electrical practices. This unit must only be used under the conditions and for the purposes for which it has been constructed. Pay attention to these safety instructions, the technical specification and the use of the unit in dry surroundings.

PRE-TEST CHECK

Visually inspect the socket tester for any signs of physical damage, e.g. cracks, splits, loose pins or damaged indicators, etc. In the unlikely event of the socket tester sustaining physical damage, it should not be used. For good electrical practice it is recommended that you verify the function of the tester on a known correctly-wired live socket before and after use.

N.B. The Buzz-it may emit a slight beep when initially plugged in. This should be ignored.

OPERATING INSTRUCTIONS

Simply plug the BZ101 Buzz-it Socket Tester into a live 13A socket and switch the socket on. Three indicator LED's across the front of the unit provide a clear indication of a correctly wired socket. In addition to the three indicator LED's the Buzz-it generates a continuous tone when the socket wiring is correct. Fault indications are quickly identified using the key on the face label. Additional information can be found in the table opposite, showing 32 wiring conditions, of which 28 are faults that require investigation. The Buzz-it tone will not sound if a Fault indication is present.

The BZ101 Buzz-it Socket Tester can also be used as a simple fuse-finder: If the unit is plugged into a live correctly-wired socket, such that the continuous tone is heard, the tone will cease when the correct fuse or breaker is disconnected at the fuse-board.

STORAGE AND MAINTENANCE


The socket tester should be kept in warm, dry conditions and should be protected from moisture, physical damage and direct sources of heat. Ensure the unit is dry before use.


Cleaning: After removal from any socket, the unit may be cleaned using a soft, dry cloth. Solvents, liquids, detergents, surfactants and waxes should not be used. There are no user serviceable parts inside.


WARRANTY

This item is warranted against defects in materials and manufacture for 24 months from the date of purchase. Return to Martindale Electric if faulty.

 Equipment complies with relevant EU Directives

 Caution - risk of danger & refer to instructions

 Equipment protected by double or reinforced insulation (Class II)

 End of life disposal of this equipment should be in accordance with relevant EU Directives

TECHNICAL SPECIFICATION

Operating voltage: 230V
 Frequency: 50Hz
 Power consumption: <2.7W
 Temperature range: -10 to 40°C at max, 60% RH
 Pollution degree: 2
 Power supply: from mains
 Open Earth if Earth resistance >50k Ohm nom at 230VAC nom
 Open Neutral if Neutral resistance > 50k Ohm nom at 230VAC nom
 Earth Leakage <5mA on a correctly wired socket
 Complies with BS EN61010

CAT II is for equipment intended to be supplied from the building wiring. It applies both to plug-connected equipment and to permanently connected equipment.

~ Alternating Current (ac)

Martindale Electric Co Ltd
 Metrohm House
 Penfold Trading Estate
 Imperial Way
 Watford
 WD24 4YY

N	E	L
Socket Wires		
N	E	L
N	N	L
E	E	L
E	N	L
L	E	N
L	E	E
L	N	E
L	N	N
E	L	L
N	L	L
N	OPEN	L
E	OPEN	L
L	OPEN	E
L	OPEN	N
OPEN	E	L
OPEN	N	L
OPEN	L	E
OPEN	L	N
N	L	E
E	L	E
E	L	N
N	L	N
L	E	L
L	N	L
OPEN	OPEN	L
OPEN	L	OPEN
L	OPEN	OPEN
OPEN	L	L
L	OPEN	L
L	L	OPEN
OPEN	OPEN	OPEN
L	L	L

BZ LED's	
OK	● ● ●
Note 1	● ● ●
Note 1	● ● ●
Note 1	● ● ●
LN Reverse	● ●
LN Reverse	● ●
LN Reverse	● ●
LN Reverse	● ●
LN Reverse	● ●
LN Reverse	● ●
LN Reverse	● ●
No Earth	● ●
No Earth	● ●
No Earth	● ●
No Earth	● ●
N Fault	● ● ●
N Fault	● ● ●
N Fault	● ● ●
N Fault	● ● ●
LE Reverse	● ●
LE Reverse	● ●
LE Reverse	● ●
LE Reverse	● ●
LE Reverse	● ●
LE Reverse	● ●
EN Fault	● ●
LEN Fault	● ●
LEN Fault	● ●
LEN Fault	● ●
LEN Fault	● ●
LEN Fault	● ●
LEN Fault	● ●
LEN Fault	● ●
L Fault	● ●

With reference to table:

Note 1
 EN reversal not detectable

Note 2
 Investigation required by qualified electrician.

Note 3 Caution!
 Investigate with care. Socket wire(s) may be live, but LED's will not light.
 Investigation required by qualified electrician.

NOTE: This unit, in common with other simple socket testers, cannot detect Earth/Neutral reversal.