

Start Surface IP66 Ø300mm

START Surface IP66 1050lm 830 IK10 SensorDim WHT

0049290



Product features

- Sensor Dim LED exterior surface mounted luminaire, 1050lm, 12W power consumption, 88lm/W efficacy, 3000K color temperature, CRI80, IP66, IK10, 50,000 hours (L70), white housing, vandal resistant



PRODUCT OVERVIEW

IPC Code	0049290
Product name	START Surface IP66 1050lm 830 IK10 SensorDim WHT
Technology	LED
Housing	PC Polycarbonate
General application	Hospitality
Certifications	EUNEW009
ETIM Class	EC002892
E-number FI	4274704
E-number SE	7505134
Fixture luminous flux (lm)	1050
Luminaire efficacy (lm/W)	88
Colour temperature (K)	3000
Light colour	Warm White
CRI (Ra)	80
Beam Angle (°)	110
Photobiological Risk Group	RG0
Total power consumption (W)	12
Electrical protection	Class II
Dimmable	Yes
LED Flickering Rate	High (>40%)
Housing colour	RAL 9003 - Signal white
IP rating	IP66
IK rating	IK10
Product EAN number	5410288492902
Lamps	Yes

DATA TABLE

General data

IPC Code	0049290
Product name	START Surface IP66 1050lm 830 IK10 SensorDim WHT
Technology	LED
Housing	PC Polycarbonate
General application	Hospitality

Start Surface IP66 Ø300mm

START Surface IP66 1050lm 830 IK10 SensorDim WHT

0049290

Operating temperature range (°C)	-20°C - 45°C
Certifications	EUNEW009
ETIM Class	EC002892
E-number FI	4274704
E-number SE	7505134

Optical data

Fixture luminous flux (lm)	1050
Luminaire efficacy (lm/W)	88
Colour temperature (K)	3000
Light colour	Warm White
CRI (Ra)	80
Beam Angle (°)	110
Photobiological Risk Group	RG0

Electrical data

Total power consumption (W)	12
Mains voltage (V)	220-240V~
Electrical protection	Class II
Dimmable	Yes
Drive current (mA)	350
Inrush Current (A)	5.6
Inrush Duration (µs)	124
Glow Wire Test (°C)	850
Nominal Frequency (Hz)	50/60Hz
LED Flickering Rate	High (>40%)
Max. Luminaires per 10A C Breaker	80
Max. Luminaires per 13A C Breaker	105
Max. Luminaires per 16A C Breaker	150
Max. Luminaires per 20A C Breaker	200
Max. Luminaires per 10A B Breaker	60
Max. Luminaires per 13A B Breaker	78
Max. Luminaires per 16A B Breaker	96
Max. Luminaires per 20A B Breaker	120

Lifetime data

Lumen maintenance - L70 B50	50000
-----------------------------	-------

Physical data

Housing colour	RAL 9003 - Signal white
IP rating	IP66
IK rating	IK10
Diffuser finish	Opal
Diffuser material	PC Polycarbonate
Nominal Product Length (mm)	300
Nominal Product Width (mm)	300
Nominal Product Height (mm)	90
Nominal Product Diameter (mm)	300
Weight (kg)	0.78

Start Surface IP66 Ø300mm

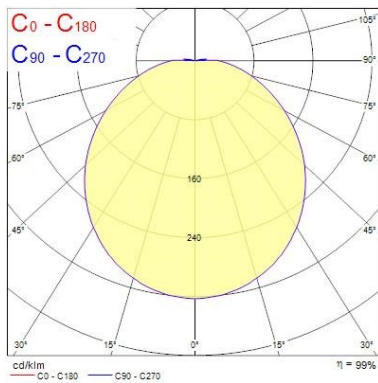
START Surface IP66 1050lm 830 IK10 SensorDim WHT

0049290

Packaging

Single packaging type	Carton
Product EAN number	5410288492902
Packaging single length / height (cm)	30.2
Packaging single width (cm)	9.9
Packaging single depth (cm)	30.5
DUN14 (outer)	15410288492909
Units per outer package	6
Packaging outer length / height (cm)	61.5
Packaging outer width (cm)	31.0
Packaging outer depth (cm)	32.0

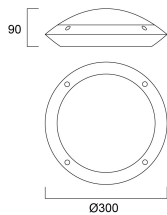
PHOTOMETRY



Distance [m]	Cone diameter [m]	E ₀ [lx]	E ₁ [lx]	E ₂ [lx]	Beam angle [°]	Illuminance [lx]
0.5	1.48	1388	55.9°	120		
1.0	2.95	339	55.9°	30		
1.5	4.43	181	55.9°	13		
2.0	5.91	85	55.9°	7		
2.5	7.38	54	55.9°	6		
3.0	8.86	38	55.9°	3		

Distance [m] Cone diameter [m] Illuminance [lx]
 C0 - C180 (Half beam angle: 111.8°)


TECHNICAL DRAWINGS




Start Surface IP66 Ø300mm


START Surface IP66 1050lm 830 IK10 SensorDim WHT
0049290


SYLVANIA 0049290


 This luminaire contains built-in LED lamps

 } LED


The lamps cannot be changed in the luminaire.

874/2012 

 This luminaire contains built-in LED lamps

 } LED

The lamps cannot be changed in the luminaire.

SYLVANIA 0049290 

874/2012