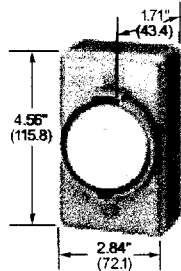
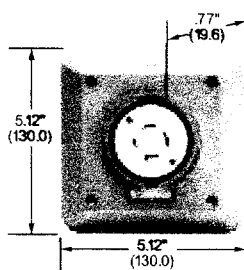


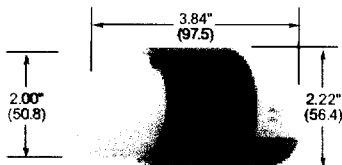
HBL2420AR



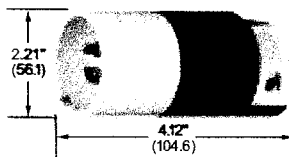
HBL2420SR



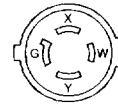
HBL2420SR2



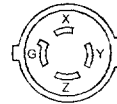
HBL2423



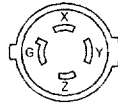
HBL2421S



NEMA L14-20R
20A 125/250V AC
UL/CSA
2 (2) HP



NEMA L15-20R
20A 3Ø 250V AC
UL/CSA
3 HP



NEMA L16-20R
20A 3Ø 480V AC
UL/CSA
5 HP

Safety-Shroud Twist-Lock Receptacles

Description	Catalog Numbers		
Gray Valox Angle housing, one gang	HBL2410AR	HBL2420AR	HBL2430AR
Gray Valox Surface mounting, one gang	HBL2410SR	HBL2420SR	HBL2430SR
Gray Valox Semi-flush, two gang	HBL2410SR2	HBL2420SR2	HBL2430SR2

Note: See page B-65 for box mounting application.
Housing and flange gray valox.



NEMA L14-20R
20A 125/250V
UL/CSA



NEMA L15-20R
20A 3Ø 250V AC
UL/CSA



NEMA L16-20R
20A 3Ø 480V AC
UL/CSA

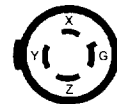
IP20 SUITABILITY Insulgrip Connector Bodies

Description	Catalog Numbers		
Black and white nylon	HBL2413	HBL2423	HBL2433

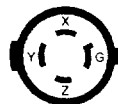
Note: Cord clamp range .595 to .895" (15.1 to 22.7).



NEMA L14-20P
20A 125/250V
UL/CSA
2 (2) HP



NEMA L15-20P
20A 3Ø 250V AC
UL/CSA
3 HP



NEMA L16-20P
20A 3Ø 480V AC
UL/CSA
5 HP

IP20 SUITABILITY Safety-Shroud Twist-Lock Plugs

Description	Catalog Numbers		
Black and white nylon body, White Valox shroud	HBL2411S	HBL2421S	HBL2431S

Note: Cord clamp range .595 to .895" (15.1 to 22.7).



NEMA L14-20P
20A 125/250V AC
UL/CSA



NEMA L15-20P
20A 3Ø 250V AC
UL/CSA



NEMA L16-20P
20A 3Ø 480V AC
UL/CSA

Insulgrip Flanged Inlets

Description	Catalog Numbers		
Nylon casing, back wired	HBL2415	HBL2425	HBL2435

Notes: Only receptacles and plugs 480V AC or less are HP rated.
All HP ratings are AC only.
For technical information, see page B-77.
The horsepower rating in parentheses is phase to neutral.