

# Electronic device circuit breaker - CBM E4 24DC/0.5-10A NO-R - 2905743

Please be informed that the data shown in this PDF Document is generated from our Online Catalog. Please find the complete data in the user's documentation. Our General Terms of Use for Downloads are valid (<http://phoenixcontact.com/download>)



Multi-channel, electronic device circuit breaker with active current limitation for protecting four loads at 24 V DC in the event of overload and short circuit. With nominal current assistant and electronic locking of the set nominal currents. For installation on DIN rails.

## Why buy this product

- For protection against voltage dips caused by overload and short circuit
- Precise nominal current levels of 0.5 to 10 A
- Integrated dynamic current limitation
- Electronic locking mechanism to increase system safety
- Early warning when exceeding 80% of the set nominal current per channel
- Supply up to 40 A possible
- Sophisticated remote signaling concept enables monitoring from any location
- Slim design



## Key Commercial Data

Packing unit	1 pc
GTIN	 4 046356 992350
Weight per Piece (excluding packing)	234.6 g
Custom tariff number	85362010
Country of origin	Germany

## Technical data

### Dimensions

Height	130 mm
Width	41 mm
Depth	121 mm

### Ambient conditions

Ambient temperature (operation)	-25 °C ... 70 °C (Startup at -40 C type-tested)
	-25 °C ... 65 °C (@ UL2367)

# Electronic device circuit breaker - CBM E4 24DC/0.5-10A NO-R - 2905743

## Technical data

### Ambient conditions

Ambient temperature (storage/transport)	-40 °C ... 80 °C
Humidity test	240 h, 95% RH, 40°C
Altitude	6000 m
Shock (operation)	30g
Degree of protection	IP20

### General

Mounting type	NS 35/7,5
Protection class	III
Pollution degree	2

### Electrical data

Fuse type	Electronic
Rated surge voltage	0.5 kV
Operating voltage	18 V DC ... 30 V DC
Rated voltage	24 V DC
Rated current $I_N$	max. 40 A DC
	max. 40 A DC (Per terminal position)
	0.5 / 1 / 2 / 4 / 6 / 10 A DC (adjustable per output channel)
Rated insulation voltage $U_i$	30 V (Load circuit)
Feedback resistance	max. 35 V DC
Switch-on delay	0.1 s (per output channel)
	Remote indicator contact
Required backup fuse	not required, integrated failsafe element
Internal output fuse	15 A DC (per output channel)
Active current limitation	Typ. $2.0 \times I_N$ (0.5 - 1 A)
	Typ. $1.5 \times I_N$ (2 - 10 A)
Contact type	Without electrical isolation
Status display	LED (green, yellow, red)
Efficiency	> 99 %
Closed circuit current $I_o$	typ. 42 mA
Power dissipation	1 W (No-load operation)
	9 W (Nominal operation)
Module initialization time	3.3 s
Waiting time after switch off of a channel	10 s (of overload / short circuit)
Temperature derating	40 A DC (at 70°C (65°C for UL 2367))
Dielectric strength	max. 30 V DC (Load circuit)
Contact type	Without electrical isolation
MTBF (IEC 61709, SN 29500)	2001962 h (at 25 °C)
	1292135 h (at 40 °C)

# Electronic device circuit breaker - CBM E4 24DC/0.5-10A NO-R - 2905743

## Technical data

### Electrical data

	653352 h (at 60 °C)
Shutdown time load circuit	0.02 s ( $> 1.3 \times I_N$ )
	30 s ( $1,1 \dots 1,3 \times I_N$ )
Undervoltage shutdown load circuit	$\leq 17.8$ V DC (active)
	$\geq 19$ V DC (inactive)
Surge voltage shutdown load circuit	$\geq 30.5$ V DC (active)
	$\leq 29.5$ V DC (inactive)
Max. capacitive load load circuit	75000 $\mu$ F (per channel at 24 V DC)
Output voltage status output	24 V DC
Output current status output	max. 0.4 A
Input voltage reset input	7 V DC ... 30 V DC (Falling edge)
Vibration resistance, frequency	15 Hz ... 150 Hz
Vibration resistance, acceleration	39.2 m/s <sup>2</sup>
Vibration resistance, test duration	90 (Minutes)

### Remote indication contact

Connection name	Remote indication circuit
Switching function	N/O contact
Stripping length	10 mm
Conductor cross section solid	0.2 mm <sup>2</sup> ... 2.5 mm <sup>2</sup>
AWG conductor cross section	24 ... 12
Conductor cross section, flexible, with ferrule, with plastic sleeve	1.5 mm <sup>2</sup> ... 0.25 mm <sup>2</sup>
Conductor cross section flexible, with ferrule without plastic sleeve	0.25 mm <sup>2</sup> ... 2.5 mm <sup>2</sup>
DC operating voltage	0 V DC ... 30 V DC
DC operating current	1 mA DC ... 100 mA DC

### Connection data

Connection name	Main circuit IN+
Connection method	Push-in connection
Stripping length	18 mm
Conductor cross section solid	0.75 mm <sup>2</sup> ... 16 mm <sup>2</sup>
AWG conductor cross section	20 ... 4
Conductor cross section, flexible, with ferrule, with plastic sleeve	10 mm <sup>2</sup> ... 0.75 mm <sup>2</sup>
Conductor cross section flexible, with ferrule without plastic sleeve	0.75 mm <sup>2</sup> ... 16 mm <sup>2</sup>
Connection name	Main circuit IN-
Connection method	Push-in connection
Stripping length	10 mm
Conductor cross section solid	0.2 mm <sup>2</sup> ... 2.5 mm <sup>2</sup>
AWG conductor cross section	24 ... 12
Conductor cross section, flexible, with ferrule, with plastic sleeve	0.25 mm <sup>2</sup> ... 1.5 mm <sup>2</sup>

# Electronic device circuit breaker - CBM E4 24DC/0.5-10A NO-R - 2905743

## Technical data

### Connection data

Conductor cross section flexible, with ferrule without plastic sleeve	0.25 mm <sup>2</sup> ... 2.5 mm <sup>2</sup>
Connection name	Main circuit OUT
Connection method	Push-in connection
Stripping length	10 mm
Conductor cross section solid	0.2 mm <sup>2</sup> ... 2.5 mm <sup>2</sup>
AWG conductor cross section	24 ... 12
Conductor cross section, flexible, with ferrule, with plastic sleeve	0.25 mm <sup>2</sup> ... 1.5 mm <sup>2</sup>
Conductor cross section flexible, with ferrule without plastic sleeve	0.25 mm <sup>2</sup> ... 2.5 mm <sup>2</sup>

### Standards and Regulations

Standards/specifications	EN 61000-6-2
	EN 61000-6-3
	EN 60068-2-6
	EN 60068-2-11
	EN 60068-2-78

## Classifications

### eCl@ss

eCl@ss 5.1	27141116
eCl@ss 6.0	27141116

### ETIM

ETIM 5.0	EC000899
----------	----------

## Approvals

### Approvals

---

#### Approvals

UL Listed / cUL Listed / UL Recognized / EAC / cULus Listed

---

#### Ex Approvals

---



#### Approvals submitted

---

### Approval details

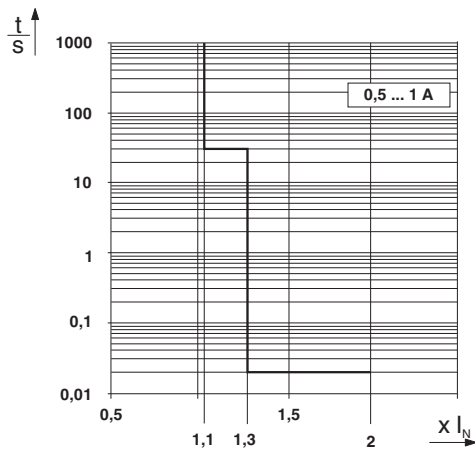
# Electronic device circuit breaker - CBM E4 24DC/0.5-10A NO-R - 2905743

## Approvals



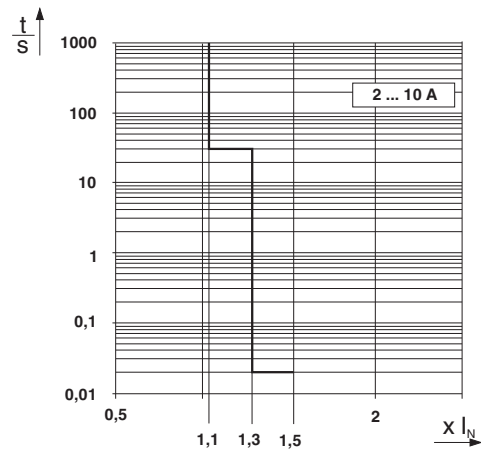
## Drawings

Diagram



Trigger characteristic in the DC range

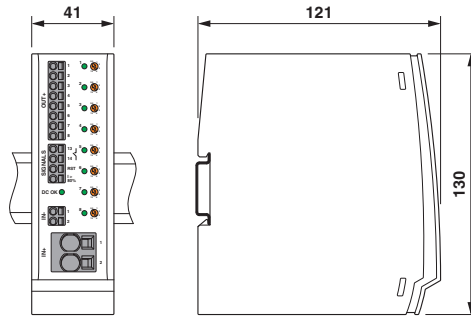
Diagram



Trigger characteristic in the DC range

# Electronic device circuit breaker - CBM E4 24DC/0.5-10A NO-R - 2905743

Dimensional drawing



Application drawing

