

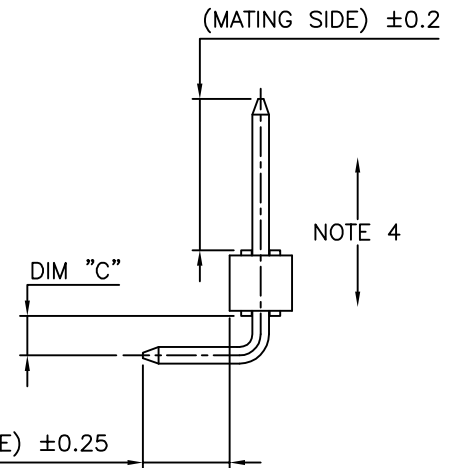
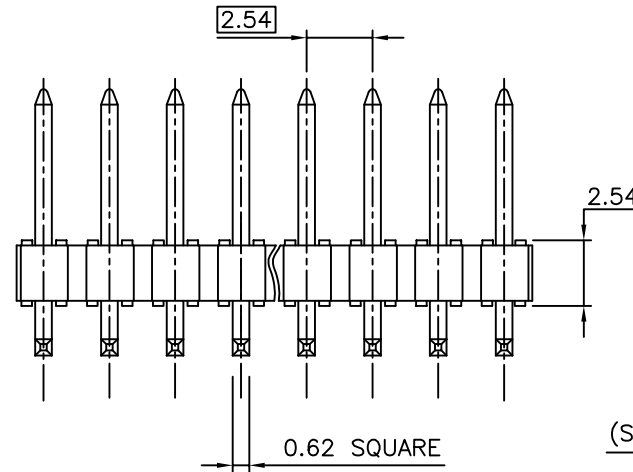
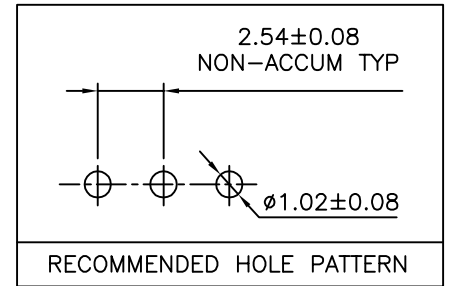
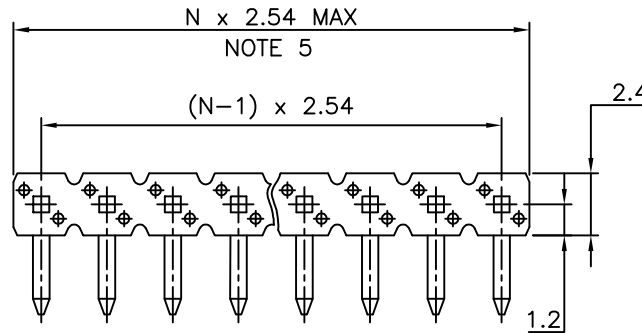
PRODUCT NUMBER

77315-YXX-XXLF

- INDICATES THE PRODUCT IS RoHS COMPATIBLE, SEE NOTE 7
- TOTAL NB OF POSITIONS 02 TO 36
- PACKAGING, NOTE 3
- PIN STYLE SEE SHEET 2
- PLATING SEE SHEET 2

NOTES:

1. HOUSING MAT'L : HIGH TEMPERATURE THERMOPLASTIC. UL94V-0 COLOR: BLACK
2. PIN MATERIAL : PHOSPHOR BRONZE
3. PACKAGING:
  - PACKAGING POLYBAG
  - "V" BLIBOX PACK FOR VALEO
4. 9N MIN RETENTION IN EITHER DIRECTION
5. TO DETERMINE DIMENSIONS :  
N = NUMBER OF POSITIONS PER ROW  
EXAMPLE : 8 POS N x 2.54 = 20.32mm
6. UNDERPLATING : 1.27µm Ni MIN
7. RoHS COMPATIBLE PRODUCT SPECIFICATIONS
  - a - PLATING:
    - "LF" MEANS THE PRODUCT IS LEAD-FREE, 2µm MINIMUM MATTE TIN OVER 1.27µm MINIMUM NICKEL UNDERPLATE.
  - b - MANUFACTURING PROCESS COMPATIBILITY
    - THE HOUSING WILL WITHSTAND EXPOSURE TO 260°C ±5°C SOLDER BATH TEMPERATURE FOR 5 SECONDS IN A WAVE SOLDER APPLICATION WITH A 1.6mm MIN THICK CIRCUIT BOARD.
  - c - LABELING:
    - MEETS PACKAGING SPECS AS PER GS-14-920
  - d - LEGAL STATEMENT: SEE GS-22-008



mat'l. code		surface		tolerance		projection		product family	
SEE NOTES		ISO 1302		ISO 406 ISO 1101		mm		BERGSTIK	
ltr	ecn no	dr	date	tolerances unless otherwise specified		mm		title	
AC	F08-0242	LMU	08.11.03	angles	linear	mm		UNSHR.HEADER	
AD	F10-0039	LMU	10.07.05			scale 5:1		RA SR TMT	
AE	F10-0095	JCO	10.09.07					dwg no	
AF	F11-0320	LMU	12.01.25	dr	D.LE	01.01.24	sheet 1 of 2		size
AG	F12-0016	LMU	12.02.20	enr	JM.C	01.01.24	77315		A3
AH	F12-0060	LMU	12.06.07	chr	JM.C	01.01.24	type		Drawing
AJ	F12-0095	LMU	12.10.25	appd	JF.N	01.01.24	CUSTOMER		
sheet index	revision sheet	AJ	AG						
	1	2							

PLATING

- 1 = 0.76µm GOLD/GXT ON CONTACT AREA 3.81µm TIN-LEAD ON TAIL
- 4 = 3.81µm TIN-LEAD ON CONTACT AREA 3.81µm TIN-LEAD ON TAIL
- 8 = 0.38µm GOLD/GXT ON CONTACT AREA 3.81µm TIN-LEAD ON TAIL
- G = 0.76µm FULL GXT
- S = 0.38µm FULL GXT
- 1.27µm NICKEL MIN UNDERLAYER FOR ALL PLATING VERSIONS
- WHEN "LF" IS REQUIRED, 2µm MATTE TIN OVER 1.27µm MIN NICKEL PROVIDED INSTEAD OF TIN-LEAD

PRODUCT SPECIFICATIONS

PIN STYLE	MATING	SOLDER	DIM "C"
01	5.72	2.57	1.5
02	5.72	5.11	1.5
07	5.72	5.11	3.9
13	5.72	3.45	1.5
18	5.84	3.05	1.5
22	11.71	3.2	1.5
24	6.75	2.85	1.5
25	8.07	3.05	1.5
26	8.2	12.6	1.5
27	5	3.9	1.5
28	3.1	3.1	1.5
29	9.7	2.90	1.5
30	8.30	4.40	1.5
31	11.70	2.80	1.5
32	8.90	3.05	1.5
33	10.20	3.05	1.5
34	10.00	3.25	1.5
35	5.72	12.73	1.5
36	N/A		
37	N/A		
38	8.51	5.51	1.5
39	9.80	9.30	1.5
40	8.13	2.54	3.90



FCIconnect.com

Copyright FCI

mat'l. code		surface		tolerance		projection		product family	
SEE NOTES		ISO 1302		ISO 406 ISO 1101				BERGSTIK	
ltr	ecn no	dr	date	tolerances unless otherwise specified				title	
AG	F12-0095	LMU	12.10.25	angles	linear	mm		UNSHR.HEADER	
						.x ±0.3		RA SR TMT	
						.xx ±0.15			
AB	F10-0039	LMU	10.07.05			.xxx ±0.05		scale 5:1	
AC	F10-0095	JCO	10.09.07	dr	D.LE	01.01.24			dwg no
AD	F11-0320	LMU	11.01.25	enr	JM.C	01.01.24			sheet 2 of 2
AE	F12-0016	LMU	12.02.20	chr	JM.C	01.01.24			size
AF	F12-0060	LMU	12.06.07	appd	JF.N	01.01.24			A3
sheet index	revision sheet								type
									CUSTOMER Drawing