

PCB Mounting Tracks

Mount standard or custom printed circuit boards in Mounting Tracks which can be conveniently DIN rail or panel mounted in your control panel or cabinet. These are the same tracks used for Altech interface modules. We now make them available to you to house and protect your custom boards, etc. Tracks are easily cut to size or can be ordered precut to specific lengths. They are easily assembled from standard components and snap onto 35mm DIN rail or can be panel mounted.

Each track has two sets of printed circuit board guides to accept two alternate board widths.

End Sections hold printed circuit boards securely in place and keep out foreign objects.

MOUNTING

When mounting extrusions on DIN rail, order two or more DIN Rail mounting feet. These feet slide into grooves on the extrusion. Then attach two DIN Rail Mount End Sections with help of EPS screws.

To panel mount, order two Panel Mount End Sections (and EPS screws), each with an integral mounting flange with a 6 x 8mm (.24 x .32 in.) hole slot.


If desired, tracks can be direct mounted using double sided tape. Order two DIN rail mount end sections (and EPS screws).

- Standard Lengths: 1m (3'-3") or 2m (6'-6")
- Track Material: PVC
- Temperature Limit:
Short Term - 80°C (176°F)
Continuous - 70°C (158°F)
- End Section, Foot Material: Polyamide
- Preassembled, Precut Lengths Available
- Tracks Accept Standard MT2 Marking Tags

* Green color available on request.
Contact Altech for more information.

Narrow Mounting Track Extrusion and Components

For PC Board Widths 73mm (2.9 in.)



Mounting Track
1 meter, grey
2 meter, grey
1 meter, green*
2 meter, green*

Cat. No.	Std. Pk.
MTGK1/1M	5
MTGK1	5
MTGK1/1M/G	5
MTGK1/G	5

Accessories

DIN Rail Mount End Section, grey	EPDR1	100
DIN Rail Mount End Section, green*	EPDR1/G	100
DIN Rail Mounting Foot, grey	MTGF1	100
DIN Rail Mounting Foot, green*	MTGF1/G	100
Panel Mount End Section, grey	EPDP1	100
Panel Mount End Section, green*	EPDP1/G	100
DIN Rail / Panel Mount End Section Screws #4x1/2", Phillips Pan head (2 required per end section)	EPS	200
Marking Tags	MT2	100
DIN Rail Mounting Kit (2x EPDR, 2x MTGF, 4x EPS)	1.100	1

Sizing Information

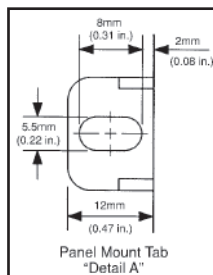
Printed Circuit Board Width		Mounting Track Extrusion "Cut-to-Size" Formula
Track Type	High Guide (HG)	Extrusion Length = Printed Circuit Board Length - 4.5mm (.175 in.)
MTGK1	73 ± 1mm (2.9 ± 0.05 in.)	
MTGK2	110 ± 1mm (4.3 ± 0.05 in.)	

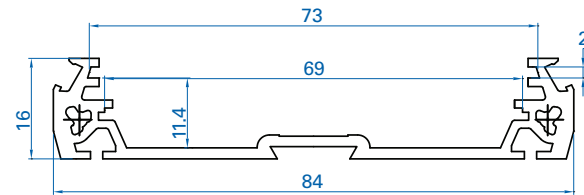
**Wide Mounting Track
Extrusion and Components**

For PC Board Widths 110mm (4.9 in.)

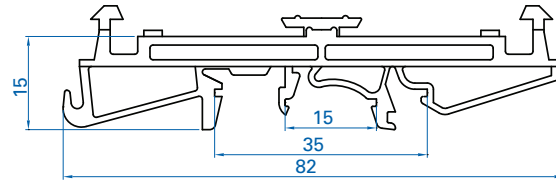


Cat. No.	Std. Pk.
MTGTK2/1M	5
MTGTK2	5
MTGTK2/1M/G	5
MTGTK2/G	5
EPDR2	100
EPDR2/G	100
MTGF2	100
MTGF2/G	100
EPDP2	100
EPDP2/G	100
EPS	200
MT2	100

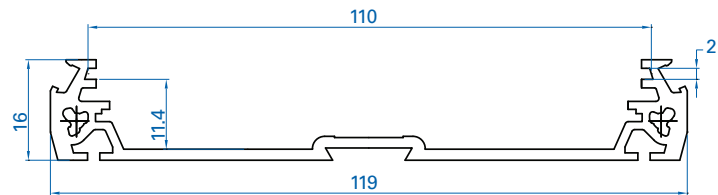

^aAlso applies for DIN Rail Mount Unit

Narrow Mounting Track


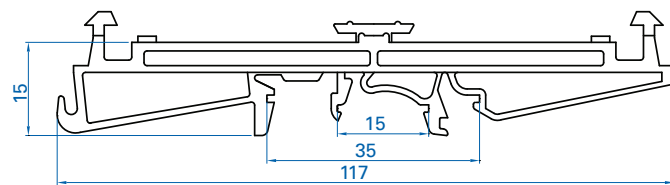
PCB MOUNTING TRACK (73 mm)



DIN RAIL MOUNTING FOOT (73mm)

Wide Mounting Track


PCB MOUNTING TRACK (110 mm)



DIN RAIL MOUNTING FOOT (110mm)

