



U.I. Lapp GmbH	PRODUCT INFORMATION	
	UNITRONIC® LiYCY	14.11.2013

Screened data transmission cable with colour code acc. to DIN 47100
Overall braid minimises electrical interference
Multifunctional application possibilities



Interference signals

Application range

Screened cables with small dimensions are suitable for use in computer systems, instrumentation technology, office equipment, balances.
Dry or damp rooms

Design

Fine-wire/multi-wire (0.34 mm²) strand made of bare copper wires
Core insulation made of PVC
Tinned-copper braiding
Outer sheath made of PVC Outer sheath colour: pebble grey (RAL 7032)

Norm references / Approvals

Based on VDE 0812

Product features

Flame-retardant according IEC 60332-1-2

Remark

Unless specified otherwise, the shown product values are nominal values. Detailed values (e.g. tolerances) are available upon request.

Copper price basis: EUR 150/100kg. Refer to catalogue appendix T17 for the definition and calculation of copper-related surcharges.


Please find our standard lengths at: www.lappkabel.de/en/cable-standardlengths

Packaging size: coil ≤ 30 kg or ≤ 250 m, otherwise drum

Please specify the preferred type of packaging (e.g. 1 x 500 m drum or 5 x 100 m coils).

Photographs are not to scale and do not represent detailed images of the respective products.

Product Management	Document: LAPP_PRO217EN.pdf	1 / 6
--------------------	-----------------------------	-------

U.I. Lapp GmbH	PRODUCT INFORMATION	
	UNITRONIC® LiYCY	14.11.2013

Technical Data

Core identification code:	DIN 47100 without colour repetition, refer to Appendix T9
Mutual capacitance:	C/C: approx. 120 nF/km C/S: approx. 160 nF/km
Peak operating voltage:	(not for power applications) at 0.14 mm ² : 350 V at ≥ 0.25 mm ² : 500 V
Inductivity:	approx. 0.65 mH/km
Specific insulation resistance:	> 20 GOhm x cm
Conductor stranding:	Stranded, fine-wire 0.34 mm ² : 7-wire
Minimum bending radius:	Occasional flexing: 15 x outer diameter Fixed installation: 6 x outer diameter
Test voltage:	At 0.14 mm ² : 1200 V ≥ 0.25 mm ² : 1500 V
Temperature range:	Occasional flexing: -5 °C to +70 °C Fixed installation: -40 °C to +80 °C

Product Management	Document: LAPP_PRO217EN.pdf	2 / 6
--------------------	-----------------------------	-------

Part number	Number of cores and mm ² per conductor	Outer diameter (mm)	Copper index (kg/km)	Weight (kg/km)
UNITRONIC® LIYCY				
0034302	2 x 0,14	3.9	12.0	20
0034303	3 x 0,14	4.1	13.0	28
0034304	4 x 0,14	4.3	14.3	33
0034305	5 x 0,14	4.6	15.5	38
0034306	6 x 0,14	4.9	18.2	38
0034307	7 x 0,14	4.9	19.0	49
0034308	8 x 0,14	5.8	21.2	56
0034310	10 x 0,14	6.1	28.5	66
0034312	12 x 0,14	6.3	30.4	78
0034314	14 x 0,14	6.7	32.0	80
0034315	15 x 0,14	6.9	37.8	86
0034316	16 x 0,14	7.0	43.0	90
0034318	18 x 0,14	7.3	48.8	104
0034320	20 x 0,14	7.7	53.9	116
0034321	21 x 0,14	7.9	55.5	121
0034324	24 x 0,14	8.4	61.0	132
0034325	25 x 0,14	8.5	63.0	149
0034328	28 x 0,14	8.5	66.1	153
0034330	30 x 0,14	8.7	69.0	158
0034332	32 x 0,14	9.0	73.6	164
0034336	36 x 0,14	9.3	83.0	183
0034340	40 x 0,14	10.4	87.5	210
0034344	44 x 0,14	10.7	110.5	225
0034350	50 x 0,14	11.1	122.5	253
0034402	2 x 0,25	4.5	16.0	32
0034403	3 x 0,25	4.7	21.0	37
0034404	4 x 0,25	5.0	24.0	41.3
0034405	5 x 0,25	5.6	29.0	51.2
0034406	6 x 0,25	6.0	30.0	58
0034407	7 x 0,25	6.0	37.0	65
0034408	8 x 0,25	7.1	42.0	73

Part number	Number of cores and mm ² per conductor	Outer diameter (mm)	Copper index (kg/km)	Weight (kg/km)
0034410	10 x 0,25	7.5	46.0	82
0034412	12 x 0,25	7.7	53.0	98
0034414	14 x 0,25	8.0	59.0	99
0034415	15 x 0,25	8.3	61.0	111
0034416	16 x 0,25	8.4	64.0	124
0034418	18 x 0,25	8.8	83.0	143
0034420	20 x 0,25	9.3	88.0	152.3
0034421	21 x 0,25	9.6	93.0	161
0034425	25 x 0,25	10.7	114.0	172
0034428	28 x 0,25	10.8	126.0	181.1
0034430	30 x 0,25	11.0	132.0	189
0034432	32 x 0,25	11.4	138.0	203
0034436	36 x 0,25	11.8	148.0	220
0034440	40 x 0,25	12.7	157.0	248
0034450	50 x 0,25	13.8	178.0	318
0034461	61 x 0,25	15.0	205.0	365.2
0034502	2 x 0,34	4.9	21.0	37
0034503	3 x 0,34	5.1	27.0	49
0034504	4 x 0,34	5.7	28.0	59
0034505	5 x 0,34	6.2	30.0	66
0034506	6 x 0,34	6.8	45.0	79
0034507	7 x 0,34	6.8	48.0	83
0034508	8 x 0,34	7.8	52.0	94
0034510	10 x 0,34	8.3	74.0	129.2
0034512	12 x 0,34	8.5	80.0	142
0034514	14 x 0,34	8.9	86.0	154
0034515	15 x 0,34	9.2	90.0	155
0034516	16 x 0,34	9.4	94.0	160
0034518	18 x 0,34	10.2	103.0	173
0034520	20 x 0,34	10.7	112.0	192
0034521	21 x 0,34	11.1	116.0	199.2
0034525	25 x 0,34	11.9	135.0	259
0034528	28 x 0,34	12.0	153.0	280



Part number	Number of cores and mm ² per conductor	Outer diameter (mm)	Copper index (kg/km)	Weight (kg/km)
0034530	30 x 0,34	12.3	159.0	291.1
0034532	32 x 0,34	13.0	165.0	305
0034536	36 x 0,34	13.4	179.0	331
0034540	40 x 0,34	14.8	200.0	365
0034550	50 x 0,34	15.9	235.0	431
0034602	2 x 0,5	5.6	29.0	54
0034603	3 x 0,5	5.9	38.0	67
0034604	4 x 0,5	6.3	43.0	77
0034605	5 x 0,5	7.0	51.0	90
0034606	6 x 0,5	7.6	59.0	104
0034607	7 x 0,5	7.6	65.0	112
0034608	8 x 0,5	8.7	70.0	135
0034610	10 x 0,5	9.3	88.0	160
0034612	12 x 0,5	9.6	99.0	177
0034618	18 x 0,5	11.8	134.0	239
0034620	20 x 0,5	12.1	149.0	276
0034625	25 x 0,5	13.7	211.0	352
0034630	30 x 0,5	14.5	230.0	397
0034702	2 x 0,75	6.0	38.0	64
0034703	3 x 0,75	6.3	49.0	76
0034704	4 x 0,75	7.0	58.0	92
0034705	5 x 0,75	7.6	67.0	109
0034707	7 x 0,75	8.2	100.0	156
0034710	10 x 0,75	10.5	130.0	187
0034712	12 x 0,75	10.8	154.0	218
0034718	18 x 0,75	13.0	195.0	327
0034725	25 x 0,75	15.3	280.0	454
0034730	30 x 0,75	15.8	312.0	486
0034802	2 x 1	6.3	43.0	72
0034803	3 x 1	6.8	56.0	90
0034804	4 x 1	7.3	68.0	109

Part number	Number of cores and mm ² per conductor	Outer diameter (mm)	Copper index (kg/km)	Weight (kg/km)
0034805	5 x 1	8.0	79.0	126
0034807	7 x 1	8.6	118.0	171
0034810	10 x 1	11.1	140.0	228
0034812	12 x 1	11.4	168.0	259
0034818	18 x 1	13.4	252.0	389
0034825	25 x 1	16.2	335.0	517
0034902	2 x 1,5	7.1	58.0	90
0034903	3 x 1,5	7.5	74.0	115
0034904	4 x 1,5	8.1	108.0	153
0034905	5 x 1,5	8.8	129.0	176
0034907	7 x 1,5	9.5	164.0	220
0034912	12 x 1,5	12.7	254.0	376
0034918	18 x 1,5	15.3	350.0	519
0034925	25 x 1,5	17.9	550.0	901