
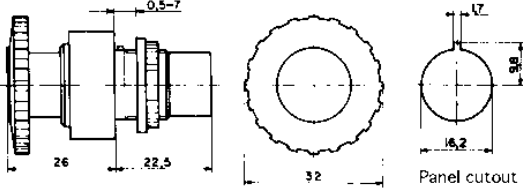


# SBE / SBF LIGHTED PUSHBUTTON SWITCHES - SEALED (IP65)

Models	Dimensions	Part Number
<b>SBF emergency STOP switch</b> Ø 32mm 		<b>SBF 0041.3009</b> Can be combined with contact block 0041.3101/3102  Red mushroom switch, latching in depressed position, twist to reset. With center of pressure for inadvertant operation.  0886.0008 (required accessory) Yellow, panel nameplate, PVC foil, self adhesive, 16mm cutout

## General Description

SBE and SBF actuators permit optimum use of the available area with minimum space requirement and are the mechanically robust version of the EMF series actuators (see pg. 56). The SBE is built according to SEV 1005, VDE 0630, SEMKO 124, CSA C22.2/14, UL 508, CEE 24. Both the SBE and SBF have international approvals from UL, CSA, VDE, SEMKO, SEV.

## Illumination:

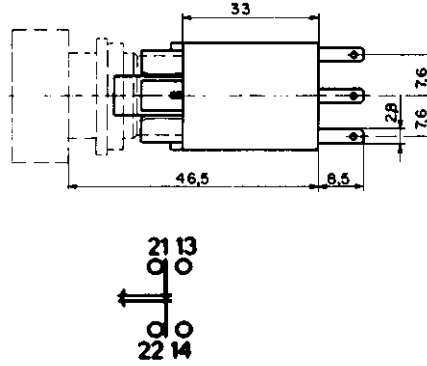

The actuators can be used with incandescent lamps, neon lamps and LED's with sockets and resistors. The actuator sockets accept mini lamps T5, 5K-22 max. length.

## Technical data

Degree of protection (see pg. 93 for key to IP codes)	IP 65 according to IEC 529 (front side)	
Protection class	qualified for equipment of protection class II/IEC 536	
Actuating force	8 N	
Operating travel	6 mm	
Rated insulation voltage	AC (category 11) U <sub>i</sub> 250 V	DC (category 11) U <sub>i</sub> 300 V
Rated voltage	U <sub>e</sub> 250 V	U <sub>e</sub> 220 V, 110 V, 60 V, 24 V
Rated current	I <sub>e</sub> 5 A SEV/CSA 6.3 (3) A VDE/UL/SEMKO 1-pole 4 (3) A SEMKO 2-pole	I <sub>e</sub> 0.2 A, 0.4 A, 1 A, 2 A
Mech. lifetime	10 <sup>6</sup>	10 <sup>5</sup>
Breaking capacity	10•I <sub>e</sub>	1.1•I <sub>e</sub>

Models	Dimensions	Part Number
--------	------------	-------------

**Momentary action, unlighted**



- SEK 0041.3101
- 1 N.O. + 1 N.C. contact
  
- SEK 0041.3102
- 2 N.O. + 2 N.C. contacts

**Contact block with hard silver contacts**

The series SEK contact blocks can be connected to built-in units as described on page 59. The 2.8 x 0.8 mm quick connect terminals can also be used as solder terminals. The contact blocks have a quick-release fastener for connecting to the actuators. The contact blocks each have one N.C. and one N.O. contact (change-over). The contacts are self cleaning by the slight relative motion of the connection link. Contact break is duplicated and under constraint for the N.C. contact. Other contact configurations available on request.

**Terminal markings**

The terminals are designated in accordance with European standard EN 50013 with 21 and 22 (31 and 32) for N.C. contacts and 13 and 14 (43 and 44) for N.O. contacts. The lamp terminals are marked "X1" and "X2".

**Illumination**

The actuators can be used with incandescent lamps, neon lamps and LED's with sockets and resistors. The actuator sockets accept mini lamps T5, 5K-22 max. length.

**Approvals**

UL	Recognition (File #E73407)	VDE	Approval	SEV	Approval
CSA	Certification (File #LR14568)	SEMKO	Approval		