

# Solid State Relays

## Datasheet 9225034


**Features**

<b>Switching</b>	Zero cross
<b>Output</b>	Back-to-back SCR with internal snubber
<b>Input</b>	AC (Input Resistance of 30kΩ)
<b>Applications</b>	Resistive and inductive loads with $\cos\phi > 0.85$

**Technical data**
**Input circuit**

Control voltage range	90...280 VAC
Control current max.	10 mA
Turn-off voltage min.	10 VDC
Input resistance	30kΩ

**Output circuit**

Load voltage range	24...280 VAC
Peak-off-state voltage	600 V <sub>drm</sub>
Off-state leakage current	12 mA eff.
Load current range	0,2...25 A
Surge current 1 half wave	230 A <sub>peak</sub>
I <sup>2</sup> t for fusing	260 A <sup>2</sup> s
On-state voltage	1,6 V <sub>peak</sub>
Off-state (static) dv/dt	1000 V/μs
Snubber	47 Ω / 100 nF

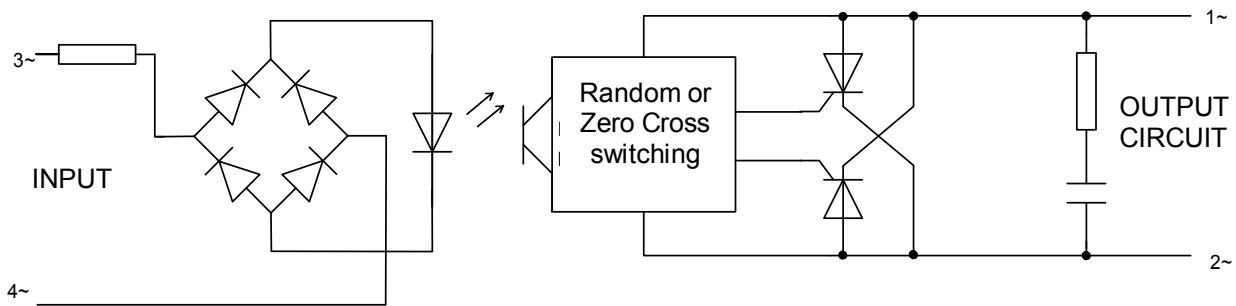
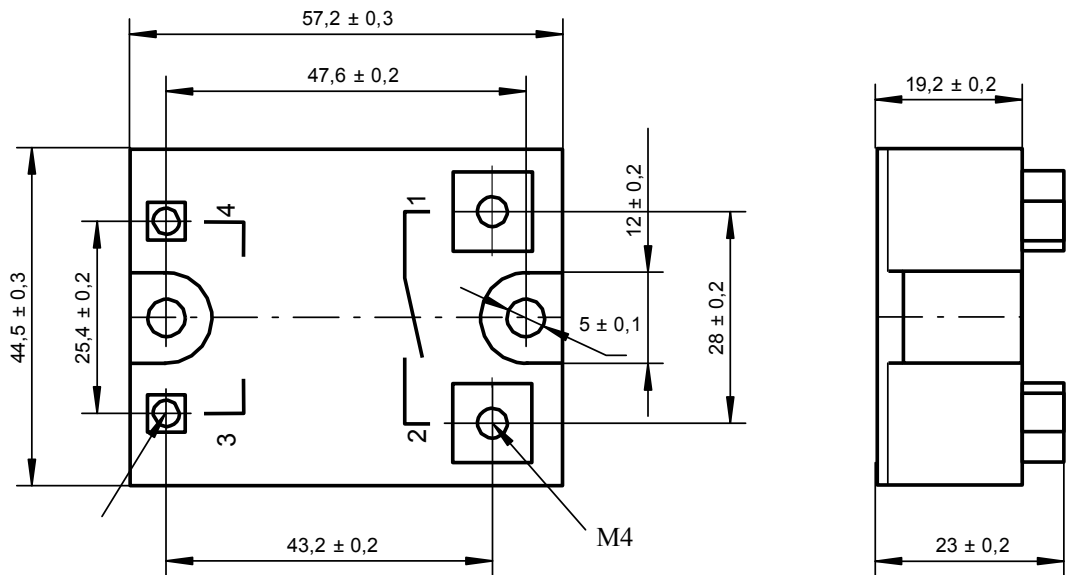
**General data**

Turn-on time max.	33 ms
Turn-off time max.	33 ms
Line frequency range	47...63 Hz
Isolation volt. between input/output	4.000 V
Isolation volt. between input-output/base	2.500 V
Isolation resistance	50 MΩ
Operation temperature	-20...+80°C
Recommended varistor	SIOV-S20 K230
Approvals	UL, VDE

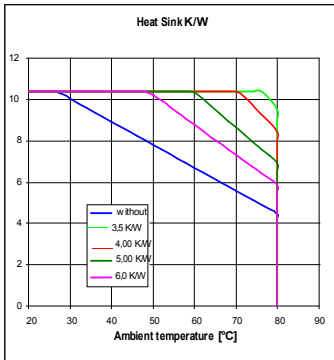
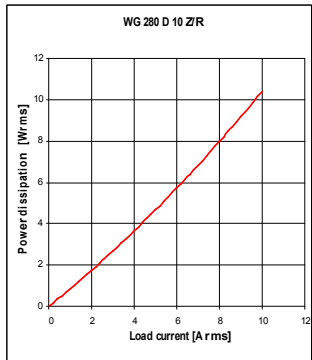
**Housing specification**

Weight	Approx. 100 gr
Housing material	Glass filled polyester
Potting compound	UL recognized Epoxy
Base plate	10 ... 45 A : Aluminium 50 ... 125A : Aluminium, nickel plated
Terminals	Input : M4-screws Output : M3,5-screws

**Dimensions in mm**



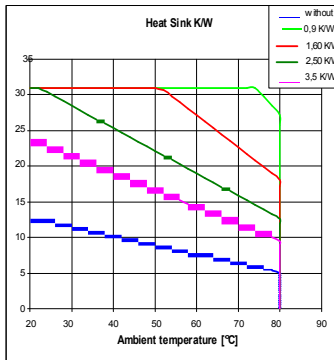
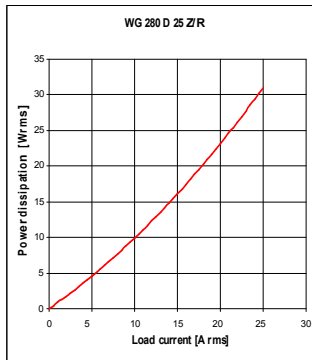
Derating diagrams



Number of SSR per Heatsink/  
Load current per SSR

Heat sink	1 SSR	2 SSR	3 SSR
9225227	10 A	10 A	
9225236	10 A	10 A	
9225239	10 A	10 A	10 A
9225233	10 A	10 A	10 A
9225242	10 A		

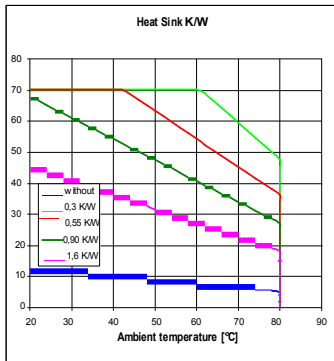
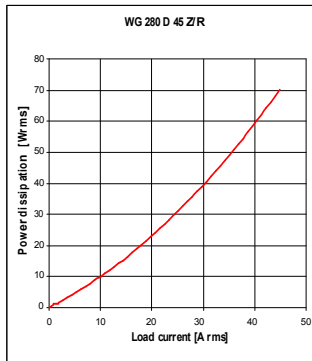
Values for 40°C enclosure-temperature and mounted with conducting paste between the SSR and the heat sink



Number of SSR per Heatsink/  
Load current per SSR

Heat sink	1 SSR	2 SSR	3 SSR
9225227	18 A	12 A	
9225236	23 A	17 A	
9225239	25 A	25 A	23 A
9225233	25 A	25 A	25 A
9225242	25 A		

Values for 40°C enclosure-temperature and mounted with conducting paste between the SSR and the heat sink

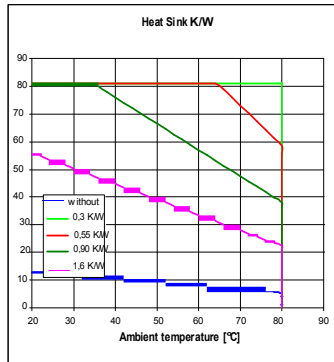
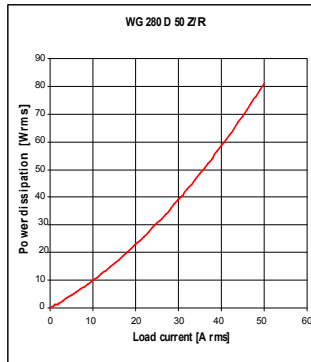


Number of SSR per Heatsink/  
Load current per SSR

Heat sink	1 SSR	2 SSR	3 SSR
9225227	18 A	12 A	
9225236	23 A	17 A	
9225239	40 A	29 A	23 A
9225233	45 A	45 A	41 A
9225242	34 A		

Values for 40°C enclosure-temperature and mounted with conducting paste between the SSR and the heat sink

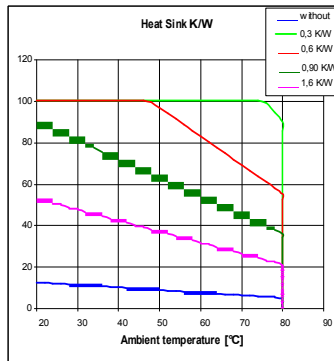
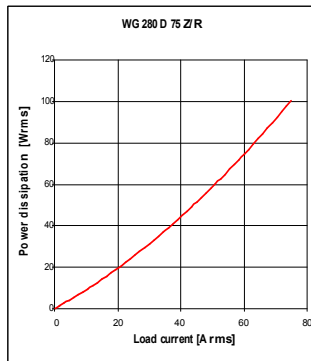
Derating diagrams



Number of SSR per Heatsink/  
Load current per SSR

Heat sink	1 SSR	2 SSR	3 SSR
9225227	20 A	13 A	
9225236	26 A	18 A	
9225239	50 A	34 A	26 A
9225233	50 A	50 A	50 A
9225242	41 A		

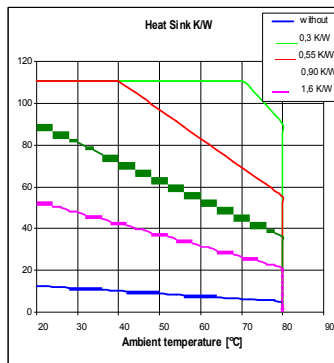
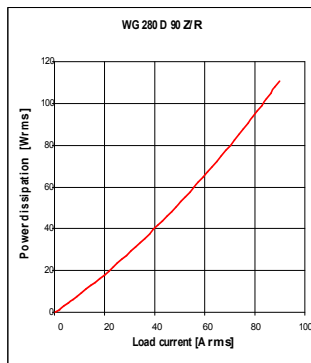
Values for 40°C enclosure-temperature and mounted with conducting paste between the SSR and the heat sink



Number of SSR per Heatsink/  
Load current per SSR

Heat sink	1 SSR	2 SSR	3 SSR
9225227	23 A	14 A	
9225236	31 A	21 A	
9225239	66 A	42 A	31 A
9225233	75 A	75 A	68 A
9225242	51 A		

Values for 40°C enclosure-temperature and mounted with conducting paste between the SSR and the heat sink

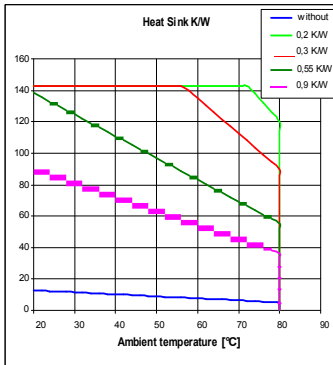
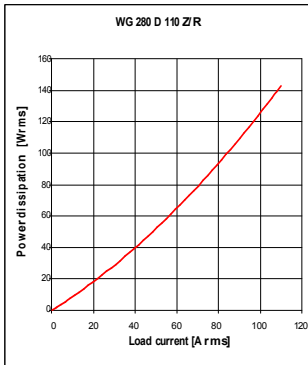


Number of SSR per Heatsink/  
Load current per SSR

Heat sink	1 SSR	2 SSR	3 SSR
9225227	25 A	15 A	
9225236	33 A	22 A	
9225239	73 A	45 A	33 A
9225233	90 A	90 A	76 A
9225242	56 A		

Values for 40°C enclosure-temperature and mounted with conducting paste between the SSR and the heat sink

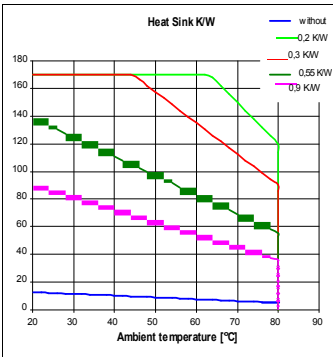
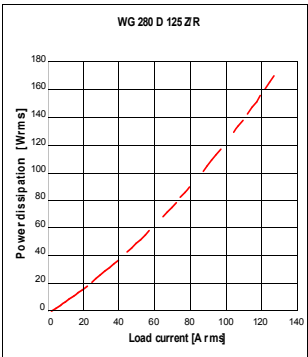
Derating diagrams



Number of SSR per Heatsink/  
Load current per SSR

Heat sink	1 SSR	2 SSR	3 SSR
9225227	25 A	15 A	
9225236	33 A	22 A	
9225239	74 A	46 A	33 A
9225233	110 A	103 A	77 A
9225242	56 A		

Values for 40°C enclosure-temperature and mounted with conducting paste between the SSR and the heat sink



Number of SSR per Heatsink/  
Load current per SSR

Heat sink	1 SSR	2 SSR	3 SSR
9225227	25 A	15 A	
9225236	33 A	22 A	
9225239	74 A	46 A	33 A
9225233	125 A	103 A	77 A
9225242	57A		

Values for 40°C enclosure-temperature and mounted with conducting paste between the SSR and the heat sink