



safety position switch with tumbler, locking force 2600 N, 5 directions of approaches, metal enclosure, M12 plug, ASIsafe integrated, channel 1=actuator 1 NC, channel 2=magnet 1 NC, spring-locked, escape release on front, magnet voltage 24 V AC/DC; no additional 24 V supply required. monitoring actuator 2 NC/1 NO, monitoring magnet 2 NC/1 NO, the matching separate actuator 3SE5000-0AV0.-0AW5. must be ordered separately.


product brand name	SIRIUS
product designation	Mechanical safety switches
design of the product	with separate actuator and with tumbler
product type designation	3SF13
manufacturer's article number of the optional actuators	3SE5000-0AV01 standard actuator, 3SE5000-0AV02 actuator with vertical mounting, 3SE5000-0AV03 actuator with transverse mounting, 3SE5000-0AV04 radius actuator left, 3SE5000-0AV05 universal actuator, 3SE5000-0AV06 radius actuator right, 3SE5000-0AV07 heavy duty actuator
suitability for use safety switch	Yes
General technical data	
product function positive opening	Yes
locking force	2 600 N
• according to EN ISO 14119	2 000 N
insulation voltage rated value	30 V
degree of pollution	class 3
surge voltage resistance rated value	0.8 kV
shock resistance	30g / 11 ms
• according to IEC 60068-2-27	30g / 11 ms
vibration resistance	0.35 mm / 5g
• according to IEC 60068-2-6	0.35 mm/5g
mechanical service life (operating cycles) typical	1 000 000
material of the enclosure of the switch head	metal
reference code according to IEC 81346-2	B
repeat accuracy	0.1 mm
Substance Prohibitance (Date)	03/01/2017
SVHC substance name	Lead - 7439-92-1 Lead monoxide (lead oxide) - 1317-36-8 6,6'-di-tert-butyl-2,2'-methylenedi-p-cresol - 119-47-1 Imidazolidine-2-thione (2-imidazoline-2-thiol) - 96-45-7 Diboron trioxide - 1303-86-2
Net Weight	1.265 kg
minimum actuating force in directions of actuation	30 N
Ambient conditions	
ambient temperature	
• during operation	-25 ... +60 °C
• during storage	-40 ... +80 °C
Enclosure	
design of the housing	special design
material of the enclosure	metal
coating of the enclosure	cathodic dip coating
design of the housing according to standard	No

locking mechanism design	spring-actuated lock (closed-circuit principle) escape release from the front	
Drive Head		
design of the actuating element	5 directions of approach	
design of the switching function	positive opening	
number of directions of actuation	5	
design of plug-in connection	M12 plug, 4-pole: Pin 1 = ASI+ , Pin 2 = not assigned, Pin 3= ASI-, Pin 4 = not assigned	
Installation/ mounting/ dimensions		
mounting position	any	
fastening method	screw fixing	
Connections/ Terminals		
type of electrical connection	M12 plug, fixed	
Supply voltage		
supply voltage of magnet coil	24 V	
Communication/ Protocol		
design of the interface	M12 plug, fixed	
Safety related data		
proportion of dangerous failures with high demand rate according to SN 31920	20 %	
B10 value with high demand rate according to SN 31920	1 000 000	
Approvals Certificates		
General Product Approval	Test Certificates	other



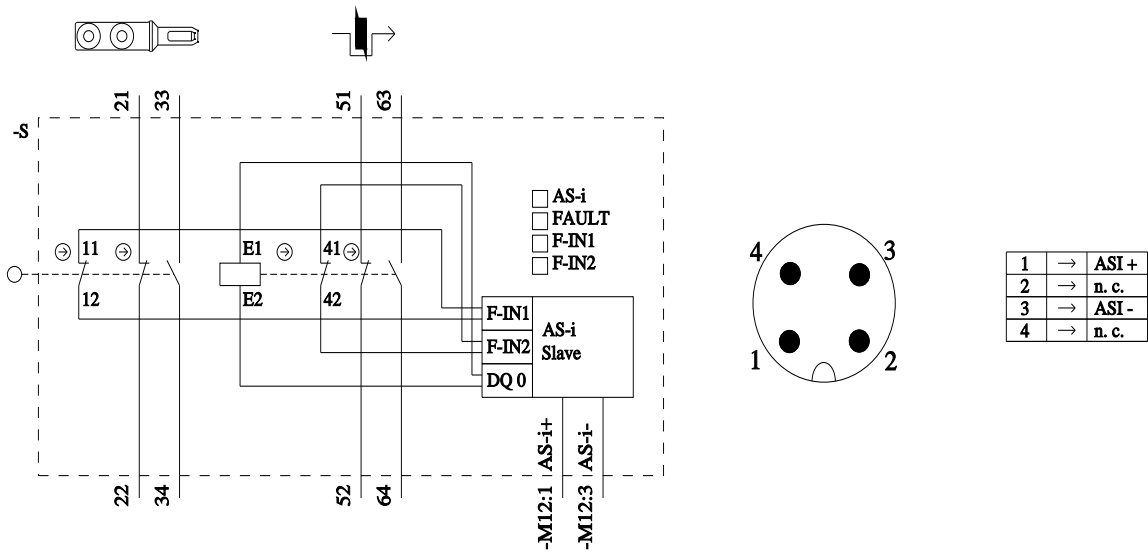
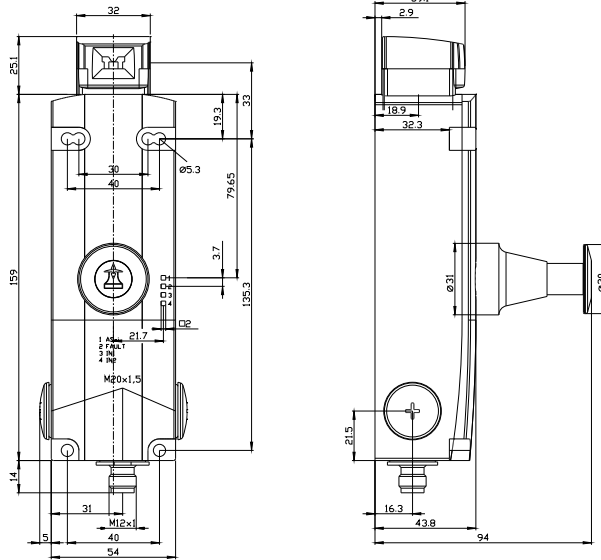
[Type Test Certificates/Test Report](#)



other	Dangerous goods	Environment	Industrial Communication
Confirmation	Miscellaneous	Transport Information	Environmental Confirmations
			

Further information

- Information on the packaging
<https://support.industry.siemens.com/cs/ww/en/view/109813875>
- Information for data generation and storage
<https://support.industry.siemens.com/cs/ww/en/view/109995012>
- Information- and Downloadcenter (Catalogs, Brochures,...)
<https://www.siemens.com/ic10>
- Industry Mall (Online ordering system)
<https://mall.industry.siemens.com/mall/en/en/Catalog/product?mlfb=3SF1314-1SF11-1BA1>
- Cax online generator
<https://support.automation.siemens.com/WW/CAXorder/default.aspx?lang=en&mlfb=3SF1314-1SF11-1BA1>
- Service&Support (Manuals, Certificates, Characteristics, FAQs,...)
<https://support.industry.siemens.com/cs/ww/en/ps/3SF1314-1SF11-1BA1>
- Image database (product images, 2D dimension drawings, 3D models, device circuit diagrams, EPLAN macros, ...)
https://www.automation.siemens.com/bilddb/cax_de.aspx?mlfb=3SF1314-1SF11-1BA1&lang=en



last modified:

4/2/2025