



AMP CT

TE Internal #: 2-292254-6
Connector Assembly, Plug to Plug Relay Header, Wire-to-Panel, 6
Position, 2 mm [.078 in] Centerline, 1 Row, Blue, Signal, Panel
Mount, AMP CT

[View on TE.com >](#)

Connectors > PCB Connectors > Wire-to-Board Connectors > Wire-to-Board Connector Assemblies & Housings >
CT Relay Header Assembly: Wire-to-Panel



Connector Product Type: **Connector Assembly**
Connector & Housing Type: **Plug to Plug Relay Header**
Connector System: **Wire-to-Panel**
Number of Positions: **6**
Centerline (Pitch): **2 mm [.078 in]**

[All CT Relay Header Assembly: Wire-to-Panel \(38\)](#)

Features

Product Type Features

| | |
|--------------------------|---------------------------|
| Connector Product Type | Connector Assembly |
| Connector & Housing Type | Plug to Plug Relay Header |
| Connector System | Wire-to-Panel |
| Sealable | No |

Configuration Features

| | |
|---------------------|---|
| Number of Positions | 6 |
| Number of Rows | 1 |

Electrical Characteristics

| | |
|-------------------|-------|
| Operating Voltage | 125 V |
|-------------------|-------|

Body Features

| | |
|-----------------------|------|
| Primary Product Color | Blue |
|-----------------------|------|

Contact Features

| | |
|----------------------------------|---------|
| Contact Retention Within Housing | Without |
| Contact Base Material | Brass |
| Contact Type | Pin |
| Contact Current Rating (Max) | 4 A |



Mechanical Attachment

| | |
|--------------------------|---------------|
| Panel Mount Feature Type | Latches |
| Strain Relief | Without |
| Panel Mount Feature | With |
| Mating Retention Type | Locking Latch |
| Mating Retention | With |
| Connector Mounting Type | Panel Mount |

Housing Features

| | |
|--------------------|---------------|
| Housing Material | Nylon 66 |
| Centerline (Pitch) | 2 mm[.078 in] |

Dimensions

| | |
|-------------------------------|------------------------------|
| Connector Width | 6 mm[.236 in] |
| Panel Thickness (Recommended) | .81 – 1.6 mm[.032 – .063 in] |
| Connector Height | 12 mm[.472 in] |
| Connector Length | 15.78 mm[.621 in] |

Usage Conditions

| | |
|-----------------------------|----------------------------|
| Operating Temperature Range | -40 – 105 °C[-40 – 221 °F] |
|-----------------------------|----------------------------|

Operation/Application

| | |
|---------------------|--------|
| Circuit Application | Signal |
|---------------------|--------|

Industry Standards

| | |
|---|----------|
| Compatible With Agency/Standards Products | CSA, UL |
| UL Flammability Rating | UL 94V-0 |
| Compatible With Approved Standards Products | UL |

Packaging Features

| | |
|--------------------|-----------|
| Packaging Method | Bag & Box |
| Packaging Quantity | 300 |

Product Compliance

For compliance documentation, visit the product page on TE.com>

| | |
|------------------------------|-----------|
| EU RoHS Directive 2011/65/EU | Compliant |
| EU ELV Directive 2000/53/EC | Compliant |
| | |



| | |
|---|---|
| China RoHS 2 Directive MIIT Order No 32, 2016 | No Restricted Materials Above Threshold |
| EU REACH Regulation (EC) No. 1907/2006 | Current ECHA Candidate List: JAN 2025 (247) Candidate List Declared Against: JAN 2025 (247) Does not contain REACH SVHC |
| Halogen Content | Low Halogen - Br, Cl, F, I < 900 ppm per homogenous material. Also BFR/CFR/PVC Free |
| Solder Process Capability | Not applicable for solder process capability |

Product Compliance Disclaimer

This information is provided based on reasonable inquiry of our suppliers and represents our current actual knowledge based on the information they provided. This information is subject to change. The part numbers that TE has identified as EU RoHS compliant have a maximum concentration of 0.1% by weight in homogenous materials for lead, hexavalent chromium, mercury, PBB, PBDE, DBP, BBP, DEHP, DIBP, and 0.01% for cadmium, or qualify for an exemption to these limits as defined in the Annexes of Directive 2011/65/EU (RoHS2). Finished electrical and electronic equipment products will be CE marked as required by Directive 2011/65/EU. Components may not be CE marked. Additionally, the part numbers that TE has identified as EU ELV compliant have a maximum concentration of 0.1% by weight in homogenous materials for lead, hexavalent chromium, and mercury, and 0.01% for cadmium, or qualify for an exemption to these limits as defined in the Annexes of Directive 2000/53/EC (ELV). Regarding the REACH Regulation, the information TE provides on SVHC in articles for this part number is based on the latest European Chemicals Agency (ECHA) 'Guidance on requirements for substances in articles' posted at this URL: <https://echa.europa.eu/guidance-documents/guidance-on-reach>

Compatible Parts



TE Part # CAT-AM7017-H8172
AMP COMMON TERMINATION HOUSINGS



TE Part # 1-353293-3
MINI CT MT REC ASSY 13P GRAY



TE Part # CAT-AM7017-C7671
Common Termination Contacts — POWER TRIPLE LOCK

Also in the Series | AMP CT



Connector Contacts(8)



Connector Hardware(46)




PCB Headers & Receptacles(756)



Rectangular Connector Housings(72)




Rectangular Power Connectors(906)



Standard Rectangular Connectors(158)



Wire-to-Board Connector Assemblies & Housings(97)



Wire-to-Board Headers & Receptacles (756)

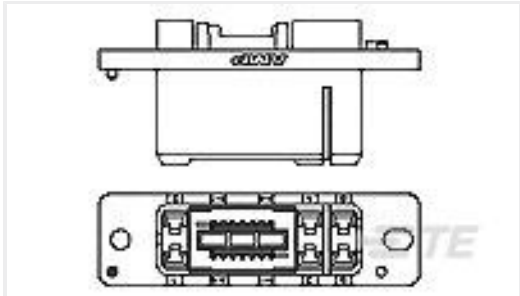
Customers Also Bought



TE Part #292157-2
CT RELAY W/COMMONING BAR 2P NA




TE Part #1-2355088-4
MICRO CT CONN MT REC ASSEMBLY 14P



TE Part #1-292186-2
REC ASS'Y OF HYB DRAWER 18P



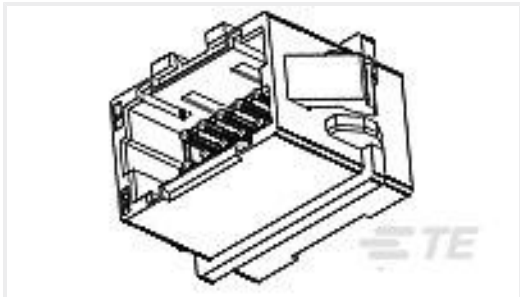
TE Part #1-292241-2
1.5 MINI CT HYBRID SF DRAWER P




TE Part #6-353293-3
MINI CT MT REC ASSY 13P BLUR




TE Part #CAT-AM7017-H8172
AMP COMMON TERMINATION HOUSINGS



TE Part #3-292216-4
MINI CT D/R RELAY 34P V NAT



TE Part #2260230-1
1MM WIRE TO BOARD INTERNAL CABLE ASS'Y



TE Part #2260229-1
1MM WIRE TO BOARD INTERNAL CABLE ASSEMBL

Documents

Product Drawings

CT RELAY HDR ASSY 6P BLUE

English

CAD Files

3D PDF

3D

Customer View Model

ENG_CVM_CVM_2-292254-6_D.2d_dxf.zip



English

Customer View Model

[ENG_CVM_CVM_2-292254-6_D.3d_igs.zip](#)

English

Customer View Model

[ENG_CVM_CVM_2-292254-6_D.3d_stp.zip](#)

English

By downloading the CAD file I accept and agree to the [Terms and Conditions](#) of use.

Product Specifications

[AMP COMMON TERMINATION \(CT\), CONNECTOR, 2mm PITCH, M/T TYPE, LEAD FREE VERSION](#)

Japanese

Product Specification

Japanese

Agency Approvals

[Agency Approval Document](#)

English