

REVERSIBLE CHAIN PIPE WRENCH




The **Ega Master** reversible chain pipe wrench has drop forged steel handle and jaw. **Ideal for use in confined spaces. A double jaw system gives fast, ratchet-like action in either direction.**

1. With working capacity up to **20" diameter of pipes**, adaptable to any shape for most demanding industries.



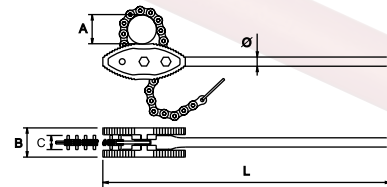
2. Both handles and jaws are **forged steel** providing a greater tightening resistance and complete safety due to its robust structure.

3. Jaws with hardness up to **60 HRC** by double treatment, ensuring a **perfect grip with greater durability.**



Easy to use!

HEAVY DUTY REVERSIBLE CHAIN PIPE WRENCH



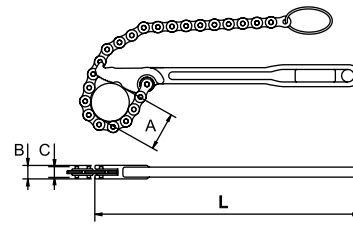
COD	A	B	C	L	Kg.			
57090	2.1/2"	50	22	700	3,8	1	64760	
61036	4"	65	36	900	5,5		64081	
57091	6"			950	7,0		64082	
61037	8"			1100	6,5		64083	
57092	10"	1300		7,0	64084			
61038	12"	70		38	1300		12	64128
57093	16"				1600		14	64129
61039	18"		1300		17		64906	
61138	20"		2200		19		64907	
57094	20"			1300	21			
61139				1300	23			

GGG-W-00651e Type III Class A

TECHNICAL SPECIFICATIONS

MATERIAL	Handle	Forged steel
	Chain	Special steel
HARDNESS	Jaws	General: 25-35 HRc / Teeth: 50-60HRc
	Chain	Connections: 44-48 HRc / Axes: 50-54 HRc
	Screws	35-40 HRc
FINISHING	Handle and jaws	Painted in epoxy powder red color RAL-2002 semi-texturized
	Chain and screws	Black finish

REVERSIBLE CHAIN PIPE WRENCH



COD	A	B	C	L	Kg.	Box	Accessories
61035	4"	19	19	300mm-12"	0,8	6	64038

GGG-W-00651e Type III Class A
 Flexion test (According to standard UNE-16-555-2-98, 650 Nm)

TECHNICAL SPECIFICATIONS

MATERIAL	Handle	Forged steel
	Chain	Special steel
HARDNESS	Handle	General: 30-45 HRc / Teeth: 52-60HRc
	Chain	Connections: 44-48 HRc / Axes 50-54 HRc
FINISHING	Handle	Painted in epoxy powder red color RAL-2002 semi-texturized
	Chain	Black finish