



Switches > Push Button Switches



Push Button Switch Product Type: **General Purpose Push Button Switch**

Configuration (Pole-Throw): **Single Pole - Single Throw**

Number of Actuators: **Single**

Actuator Profile: **Extended**

Illuminated: **Without**

Features

Product Type Features

Switch Connection Type	Printed Circuit
Push Button Switch Product Type	General Purpose Push Button Switch
Illuminated	Without
Actuator Style	Square Actuator

Configuration Features

Configuration (Pole-Throw)	Single Pole - Single Throw
Number of Actuators	Single
Snap Action	Without
Support Bracket	Without
Switch Feedback Type	Non-Tactile

Operating FunctionNO, Momentary

Electrical Characteristics

Contact Current Rating	.4 A
Operating Voltage Range	20 VDC

Body Features

Case Material	Polyester
Actuator Material	Polyamide
Product Orientation	Right Angle



Actuator Force	255 g[9 oz]
Actuator Profile	Extended
Actuator Color	Red

Contact Features

Contact Base Material	Copper Alloy
Switch Contact Plating Material	Gold over Nickel

Termination Features

Termination Method to PCB	Through Hole - Solder
---------------------------	-----------------------

Housing Features

Low Profile	No
Process Sealed	No

Dimensions

Button Width	3.8 mm[.15 in]
Actuator Length	3.15 mm[.124 in]

Usage Conditions

Operating Temperature Range	-30 – 65 °C
-----------------------------	-------------

Packaging Features

Packaging Method	Bulk
------------------	------

Product Compliance

For compliance documentation, visit the product page on TE.com>

EU RoHS Directive 2011/65/EU	Not Compliant
EU ELV Directive 2000/53/EC	Compliant with Exemptions
China RoHS 2 Directive MIIT Order No 32, 2016	Restricted Materials Above Threshold
EU REACH Regulation (EC) No. 1907/2006	Current ECHA Candidate List: JAN 2025 (247) Candidate List Declared Against: JAN 2025 (247) SVHC > Threshold: Pb (13% in 4690971273) <b>Article Safe Usage Statements:</b> Do not eat, drink or smoke when using this product. Wash thoroughly after handling. Recycle if possible and dispose of the article by following all applicable governmental regulations relevant to your geographic location.
Halogen Content	Low Halogen - Br, Cl, F, I < 900 ppm per homogenous material. Also BFR/CFR/PVC Free



Solder Process Capability

Wave solder capable to 265°C

Product Compliance Disclaimer

This information is provided based on reasonable inquiry of our suppliers and represents our current actual knowledge based on the information they provided. This information is subject to change. The part numbers that TE has identified as EU RoHS compliant have a maximum concentration of 0.1% by weight in homogenous materials for lead, hexavalent chromium, mercury, PBB, PBDE, DBP, BBP, DEHP, DIBP, and 0.01% for cadmium, or qualify for an exemption to these limits as defined in the Annexes of Directive 2011/65/EU (RoHS2). Finished electrical and electronic equipment products will be CE marked as required by Directive 2011/65/EU. Components may not be CE marked. Additionally, the part numbers that TE has identified as EU ELV compliant have a maximum concentration of 0.1% by weight in homogenous materials for lead, hexavalent chromium, and mercury, and 0.01% for cadmium, or qualify for an exemption to these limits as defined in the Annexes of Directive 2000/53/EC (ELV). Regarding the REACH Regulations, TE’s information on SVHC in articles for this part number is still based on the European Chemical Agency (ECHA) ‘Guidance on requirements for substances in articles’(Version: 2, April 2011), applying the 0.1% weight on weight concentration threshold at the finished product level. TE is aware of the European Court of Justice ruling of September 10th, 2015 also known as O5A (Once An Article Always An Article) stating that, in case of ‘complex object’, the threshold for a SVHC must be applied to both the product as a whole and simultaneously to each of the articles forming part of its composition. TE has evaluated this ruling based on the new ECHA “Guidance on requirements for substances in articles” (June 2017, version 4.0) and will be updating its statements accordingly.

Compatible Parts

TE Part # 7-1437571-7  
TPB11FGVRA0=TINY PUSHBUTTON

TE Part # 1825095-2  
TP11CGPC204

TE Part # 1825095-3  
TP11CGRA004

TE Part # 1437571-4  
TP11CGPC0=SWITCH P/B N/O BLACK

TE Part # 1825095-1  
TP11CGPC004

Customers Also Bought

TE Part #1825190-3  
DIP Shunt,4 pos

TE Part #3-1761608-7  
IDC LOW PRO HDR 64P VERT SHT L

TE Part #8-1393765-8  
R10-E1W2-V15.0K=R10

TE Part #1625999-1  
HSC100 100R 5%

TP11CGRA2

General Purpose Push Button Switch, Single Pole - Single Throw Configuration (Pole-Throw), Single Actuator, Extended Actuator, Non-Tactile Feedback






TE Part #2-1437558-9  
MTA206S=(MSTA) SWITCH TOG  
DPDT



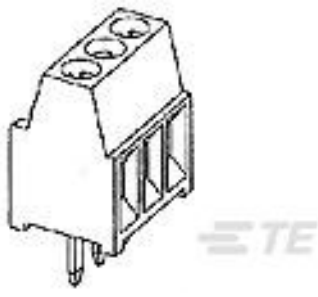
TE Part #1423177-4  
ETR14D3B004=RLY,NUC,ON,4P,125



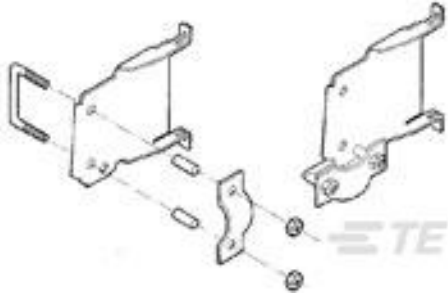
TE Part #1-1423176-5  
EGPDCRC2017004=RLY,NUC,GEN,PUR



TE Part #1-1423177-2  
ETR14D3N004=RLY,NUC,ON,4P,125



TE Part #282834-5  
TERMI-BLOK PCB MOUNT, 90 5P.



TE Part #201848-5  
STRAIN RELIEF CLAMP UNASSEM.

Documents

Product Drawings

TP11CGRA2=SWITCH P/B N/O RED

English

CAD Files

Customer View Model

ENG\_CVM\_CVM\_1-1437571-0\_A.3d\_igs.zip

English

Customer View Model

ENG\_CVM\_CVM\_1-1437571-0\_A.3d\_stp.zip

English

Customer View Model

ENG\_CVM\_CVM\_1-1437571-0\_A.2d\_dxf.zip

English

3D PDF

3D

By downloading the CAD file I accept and agree to the [Terms and Conditions](#) of use.

Datasheets & Catalog Pages

TP Series Data Sheet

English