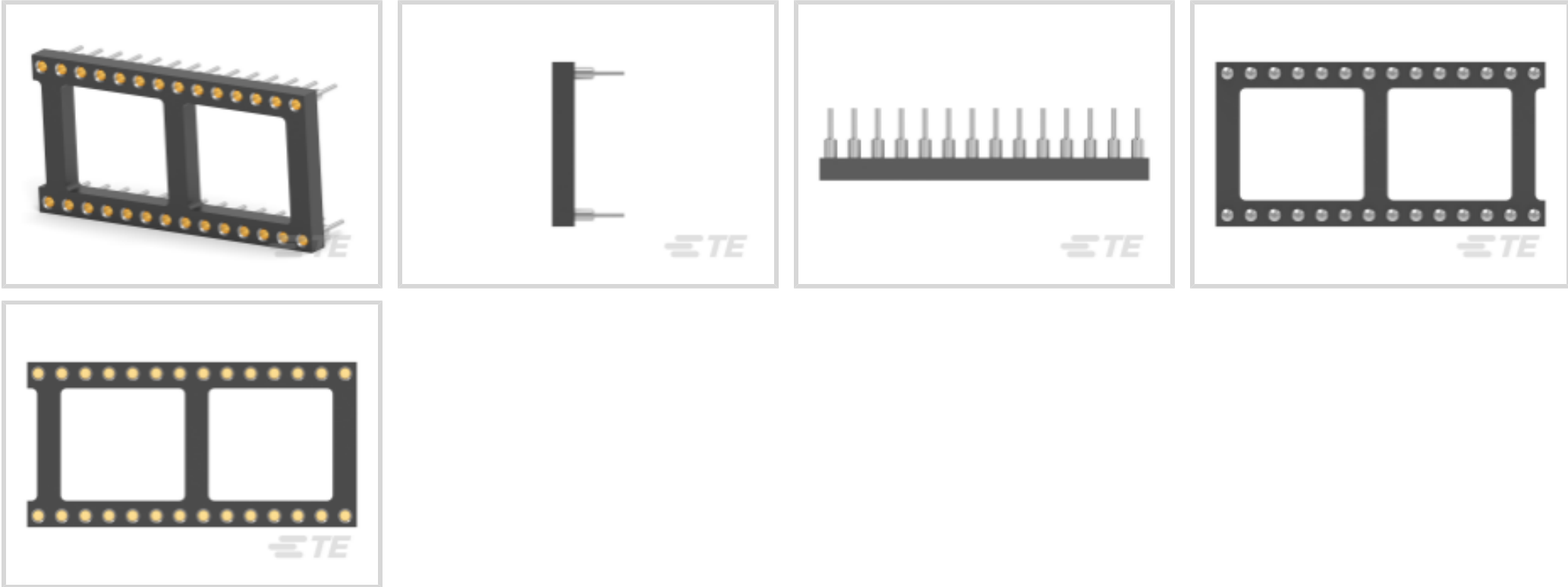




Connectors > Socket Connectors > IC Sockets > DIP Sockets > DIP Socket: Standard, Screw Machine, Open, Gold



Contact Fabrication: Screw Machine

Number of Positions: 28

Connector Profile: Standard

Row-to-Row Spacing: 15.24 mm [ .6 in ]

PCB Mount Orientation: Vertical

All DIP Socket: Standard, Screw Machine, Open, Gold (0)

Features

Product Type Features

Leg Style	Straight
Connector & Contact Terminates To	Printed Circuit Board
Product Type	Socket

Configuration Features

Number of Positions	28
PCB Mount Orientation	Vertical
Number of Rows	2

Electrical Characteristics

Contact Resistance	10 mΩ
Insulation Resistance	5000 MΩ

Body Features

Sleeve Material	Copper
Sleeve Plating Material	Tin



Frame Style	Ladder, Open
Connector Profile	Standard
Color	Black

Contact Features

Socket Style	Standard
Mating Contact Type	Four-Fingered
PCB Contact Termination Area Plating Material	Tin
Contact Base Material	Beryllium Copper
Contact Fabrication	Screw Machine
Contact Mating Area Plating Material	Gold
	25 µin
Contact Current Rating (Max)	3 A
Socket Type	DIP
Contact Type	Pin

Termination Features

Termination Method to Printed Circuit Board	Through Hole - Solder
Termination Post Length	3.18 mm[.125 in]

Mechanical Attachment

Connector Mounting Type	Board Mount
Mating Alignment Type	Polarization
Mating Alignment	With

Housing Features

Centerline (Pitch)	2.54 mm[.1 in]
Housing Material	Thermoplastic

Dimensions

Profile Height from PCB	2.67 mm[.105 in]
Row-to-Row Spacing	15.24 mm[.6 in]
	1.4 in

Usage Conditions

Operating Temperature Range	-55 – 105 °C[-67 – 221 °F]
-----------------------------	----------------------------

Operation/Application

Circuit Application	Signal
---------------------	--------



Industry Standards

UL Flammability Rating	UL 94V-0
------------------------	----------

Packaging Features

Packaging Method	Box & Tube, Tube
Packaging Quantity	17

Product Compliance

For compliance documentation, visit the product page on TE.com>

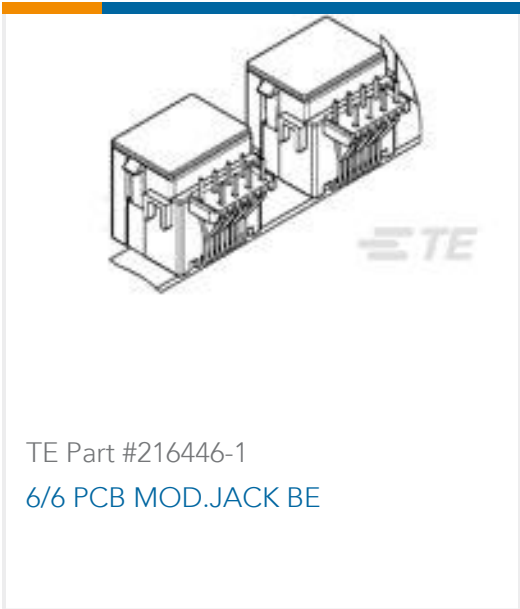
EU RoHS Directive 2011/65/EU	Compliant with Exemptions
EU ELV Directive 2000/53/EC	Compliant with Exemptions
China RoHS 2 Directive MIIT Order No 32, 2016	Restricted Materials Above Threshold
EU REACH Regulation (EC) No. 1907/2006	Current ECHA Candidate List: JAN 2022 (223) Candidate List Declared Against: JAN 2021 (211) SVHC > Threshold: Pb (.6% in Component Part) <b>Article Safe Usage Statements:</b> Do not eat, drink or smoke when using this product. Wash thoroughly after handling. Recycle if possible and dispose of the article by following all applicable governmental regulations relevant to your geographic location.
Halogen Content	Not Low Halogen - contains Br or Cl > 900 ppm.
Solder Process Capability	Wave solder capable to 265°C

Product Compliance Disclaimer


This information is provided based on reasonable inquiry of our suppliers and represents our current actual knowledge based on the information they provided. This information is subject to change. The part numbers that TE has identified as EU RoHS compliant have a maximum concentration of 0.1% by weight in homogenous materials for lead, hexavalent chromium, mercury, PBB, PBDE, DBP, BBP, DEHP, DIBP, and 0.01% for cadmium, or qualify for an exemption to these limits as defined in the Annexes of Directive 2011/65/EU (RoHS2). Finished electrical and electronic equipment products will be CE marked as required by Directive 2011/65/EU. Components may not be CE marked. Additionally, the part numbers that TE has identified as EU ELV compliant have a maximum concentration of 0.1% by weight in homogenous materials for lead, hexavalent chromium, and mercury, and 0.01% for cadmium, or qualify for an exemption to these limits as defined in the Annexes of Directive 2000/53/EC (ELV). Regarding the REACH Regulation, the information TE provides on SVHC in articles for this part number is based on the latest European Chemicals Agency (ECHA) 'Guidance on requirements for substances in articles' posted at this URL: <https://echa.europa.eu/guidance-documents/guidance-on-reach>

Customers Also Bought







TE Part #216446-1  
6/6 PCB MOD.JACK BE




TE Part #36195  
SOLIS SPD 22-16COMM 22-18MIL 6




TE Part #5-103080-6  
08 MODII HDR SRST SHRD .100CL




TE Part #1-1437558-2  
MTA106E=(MSTA) SWITCH TOGGLE S



TE Part #5-146269-1  
02 MODII HDR DRST B/A 100 W/HD



TE Part #650912-5  
064 EURO TYPE R PIN AP ASSY



TE Part #04-0980-0233  
PT8101-0010-111-2130

Documents

Product Drawings

828-AG11D-LF=800 DIP,PCB,AU/SN

English

CAD Files

Customer View Model

ENG\_CVM\_2-1571586-9\_B.3d\_igs.zip

English

Customer View Model

ENG\_CVM\_2-1571586-9\_B.3d\_stp.zip

English

Customer View Model

ENG\_CVM\_2-1571586-9\_B.2d\_dxf.zip

English

3D PDF

English

By downloading the CAD file I accept and agree to the [Terms and Conditions](#) of use.

Datasheets & Catalog Pages

DIP Sockets Quick Reference Guide (EN)

English

Product Environmental Compliance

Product Compliance

English

Product Compliance

English

