



Ground fault module with analog residual current detection for connection of a residual-current transformer 3UL23, max. 1 ground fault module per, for SIMOCODE pro V basic unit

product brand name	SIRIUS
product designation	ground fault modules
manufacturer's article number	<ul style="list-style-type: none"> • 1 of residual current transformer connectable 3UL2302-1A • 2 of residual current transformer connectable 3UL2303-1A • 3 of residual current transformer connectable 3UL2304-1A • 4 of residual current transformer connectable 3UL2305-1A • 5 of residual current transformer connectable 3UL2306-1A • 6 of residual current transformer connectable 3UL2307-1A
General technical data	
type of current for monitoring	AC and pulse-shaped direct currents (type A)
response time maximum	100 ms
product component	<ul style="list-style-type: none"> • input for thermistor connection No • input for analog temperature sensors No • input for ground fault detection Yes
consumed active power	0.1 W
protection class IP	IP20
shock resistance according to IEC 60068-2-27	15g / 11 ms
reference code according to IEC 81346-2	B
reference code according to IEC 81346-2:2019	B
Substance Prohibitance (Date)	05/01/2012
SVHC substance name	Blei - 7439-92-1 Bleimonoxid (Bleioxid) - 1317-36-8
measurable line frequency initial value	400 Hz
measurable line frequency full-scale value	16 Hz
relative measurement deviation of residual current transformer	2.5 %
Electromagnetic compatibility	
EMC emitted interference according to IEC 60947-1	class A
EMC immunity according to IEC 60947-1	corresponds to degree of severity 3
conducted interference	<ul style="list-style-type: none"> • due to burst according to IEC 61000-4-4 1 kV • due to conductor-earth surge according to IEC 61000-4-5 2 kV • due to conductor-conductor surge according to IEC 61000-4-5 1 kV • due to high-frequency radiation according to IEC 61000-4-6 10 V
field-based interference according to IEC 61000-4-3	10 V/m
electrostatic discharge according to IEC 61000-4-2	6 kV contact discharge / 8 kV air discharge
field-bound HF interference emission according to CISPR11	corresponds to degree of severity A

Inputs/ Outputs	
number of inputs	1
number of digital inputs	0
number of analog inputs	1
number of sensor inputs for ground fault detection	1
number of outputs	0
number of semiconductor outputs	0
number of outputs as contact-affected switching element	0
number of analog outputs	0

Installation/ mounting/ dimensions	
mounting position	any
fastening method	screw and snap-on mounting
height	92 mm
width	22.5 mm
depth	124 mm
required spacing	
• top	40 mm
• bottom	40 mm
• left	0 mm
• right	0 mm
diameter of inlet opening of connectable residual current transformer	35 ... 210 mm

Connections/ Terminals	
type of connectable conductor cross-sections	
• solid	1x (0.5 ... 4.0 mm ²), 2x (0.5 ... 2.5 mm ²)
• finely stranded with core end processing	1x (0.5 ... 2.5 mm ²), 2x (0.5 ... 1.5 mm ²)
• for AWG cables solid	1x (20 ... 14), 2x (20 ... 16)
• for AWG cables stranded	1x (20 ... 12), 2x (20 ... 14)
tightening torque with screw-type terminals	0.8 ... 1.2 N·m
tightening torque [lbf·in] with screw-type terminals	7 ... 10.3 lbf·in

Ambient conditions	
installation altitude at height above sea level	
• 1 maximum	2 000 m
• 2 maximum	3 000 m; max. +50 °C (no protective separation)
• 3 maximum	4 000 m; max. +40 °C (no protective separation)
ambient temperature	
• during operation	-25 ... +60 °C
• during storage	-40 ... +80 °C
• during transport	-40 ... +80 °C
environmental category	
• during operation according to IEC 60721	3K6 (no formation of ice, no condensation, relative humidity 10 ... 95%), 3C3 (no salt mist), 3S2 (sand must not get into the devices), 3M6
• during storage according to IEC 60721	1K6 (no condensation, relative humidity 10 ... 95%), 1C2 (no salt mist), 1S2 (sand must not get into the devices), 1M4
• during transport according to IEC 60721	2K2, 2C1, 2S1, 2M2
relative humidity during operation	5 ... 95 %

Electrical Safety	
touch protection against electrical shock	finger-safe

Galvanic isolation	
(electrically) protective separation according to IEC 60947-1	All circuits with protective separation (double creepage paths and clearances), the information in the "Protective Separation" test report, No. 2668, must be observed.

Approvals Certificates

General Product Approval	EMC	Declaration of Conformity
--------------------------	-----	---------------------------

[Confirmation](#)



Declaration of Con-	Test Certificates	Marine / Shipping	other
---------------------	-------------------	-------------------	-------



[Type Test Certificates/Test Report](#)



[Confirmation](#)

other



Further information

Siemens has decided to exit the Russian market (see here).

<https://press.siemens.com/global/en/pressrelease/siemens-wind-down-russian-business>

Siemens is working on the renewal of the current EAC certificates.

Please contact your local Siemens office on the status of validity of the EAC certification if you intend to import or offer to supply these products to an EAC relevant market (other than the sanctioned EAEU member states Russia or Belarus).

Information on the packaging

<https://support.industry.siemens.com/cs/ww/en/view/109813875>

Information- and Downloadcenter (Catalogs, Brochures,...)

<https://www.siemens.com/ic10>

Industry Mall (Online ordering system)

<https://mall.industry.siemens.com/mall/en/en/Catalog/product?mlfb=3UF7510-1AA00-0>

Cax online generator

<http://support.automation.siemens.com/WW/CAXorder/default.aspx?lang=en&mlfb=3UF7510-1AA00-0>

Service&Support (Manuals, Certificates, Characteristics, FAQs,...)

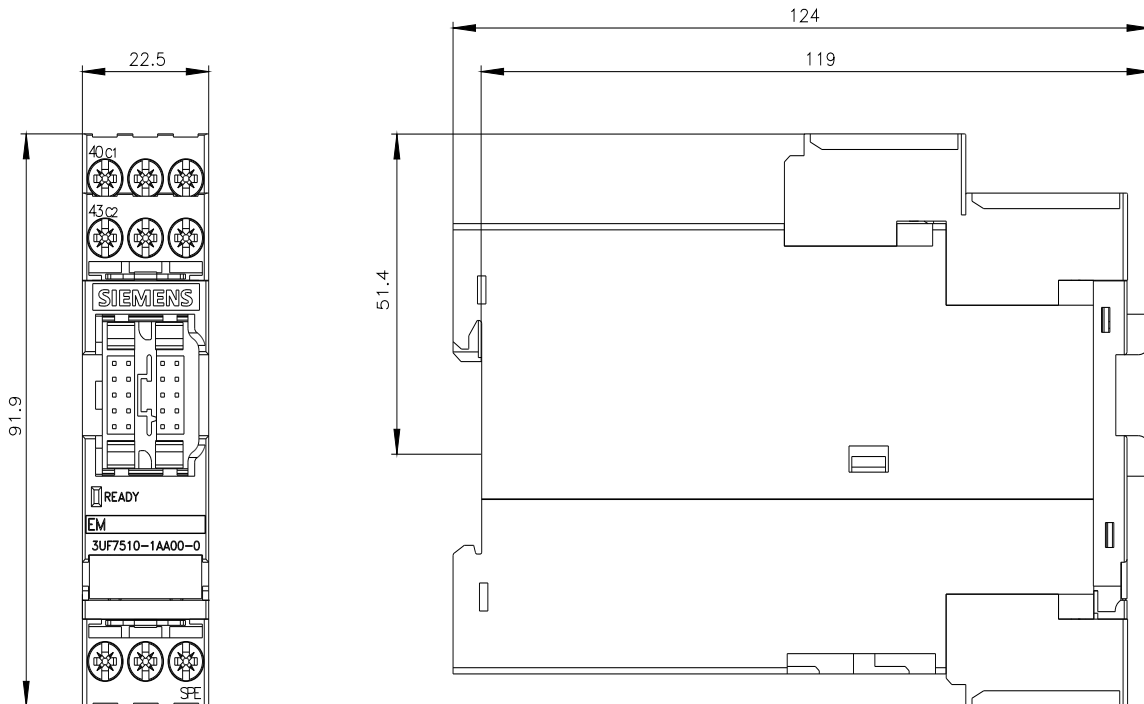
<https://support.industry.siemens.com/cs/ww/en/ps/3UF7510-1AA00-0>

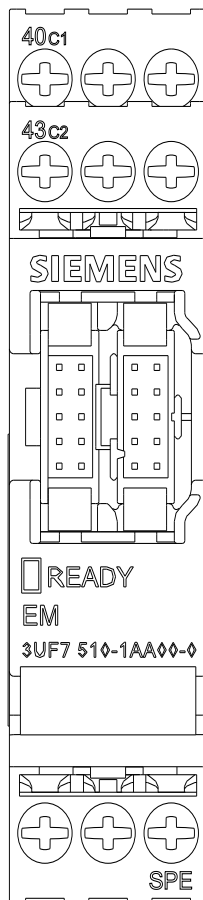
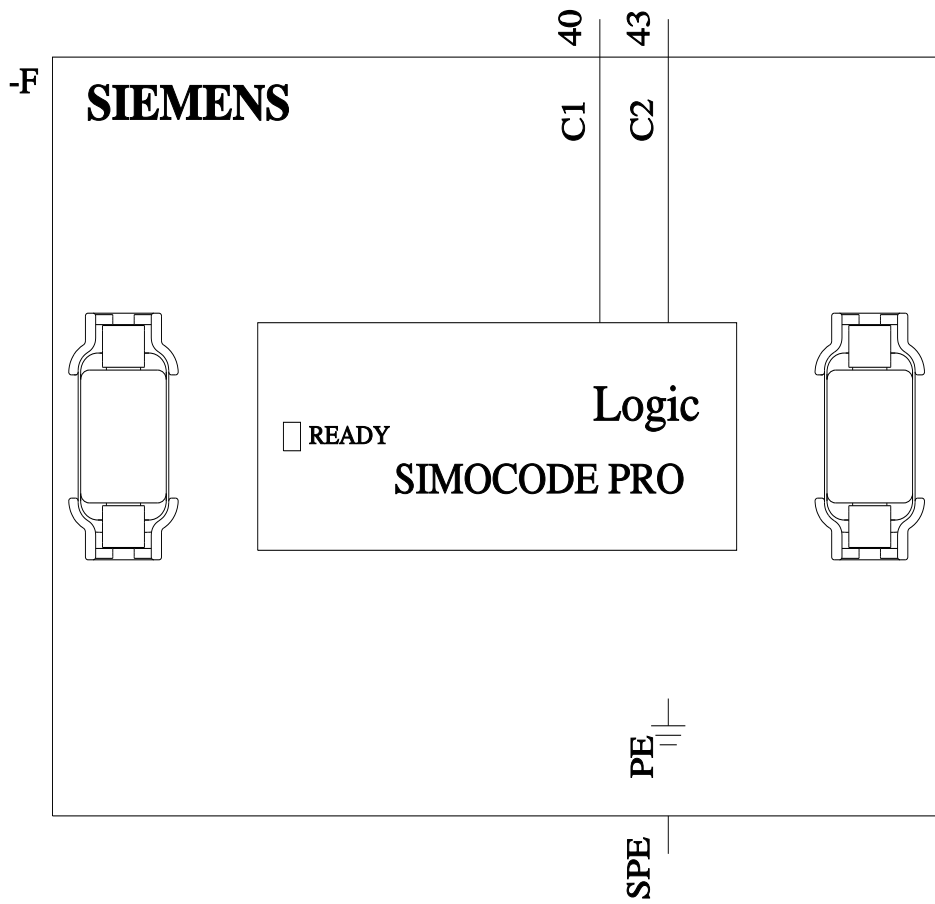
Image database (product images, 2D dimension drawings, 3D models, device circuit diagrams, EPLAN macros, ...)

http://www.automation.siemens.com/bilddb/cax_de.aspx?mlfb=3UF7510-1AA00-0&lang=en

Test report No. A0258, protective separation

<https://support.industry.siemens.com/cs/ww/en/view/109748152>





last modified:

8/16/2023