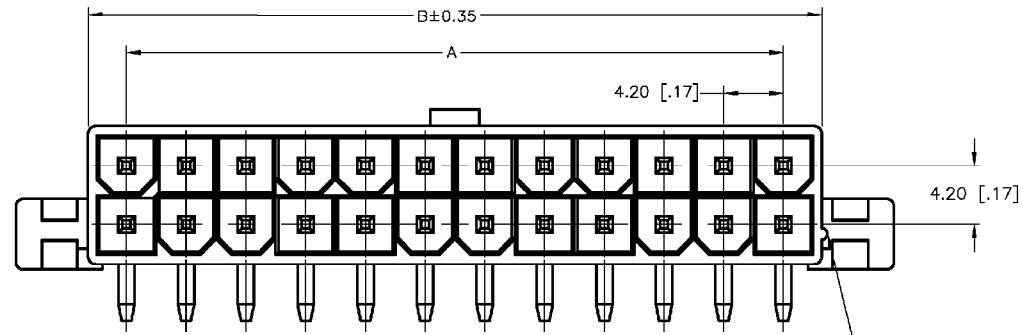
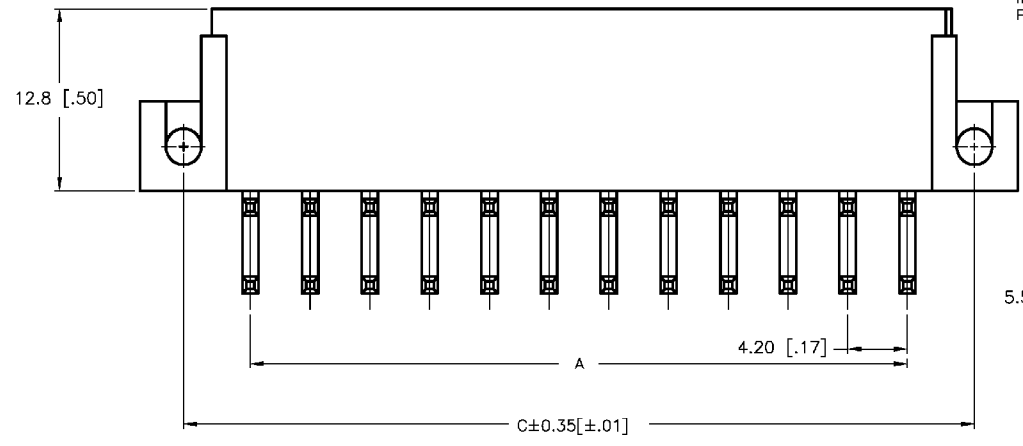


THIS DRAWING IS UNPUBLISHED. RELEASED FOR PUBLICATION. ALL RIGHTS RESERVED. BY TYCO ELECTRONICS CORPORATION.

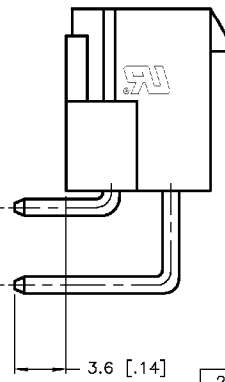
LOC		DRST		REVISIONS			
P	LR	DATE	BY	CHKD	APPD	DESCRIPTION	
0		08-SEP-02	SH	DC		RELEASED PER OG3B-0454-02	



△ MATERIAL: HOUSING: NYLON, UL94V-2
CONTACTS: BRASS, TIN-PLATED

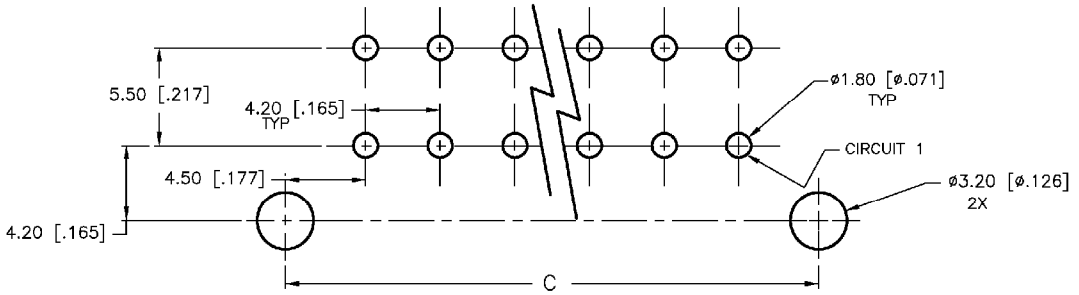


POSITION 1 IDENTIFICATION FEATURE



2		5.4 [.21]	9.0 [.35]	1586043-2
4	4.2±0.1 [.17±.00]	9.6 [.38]	13.2 [.52]	1586043-4
6	8.4±0.1 [.33±.00]	13.8 [.54]	17.4 [.69]	1586043-6
8	12.6±0.1 [.50±.00]	18.0 [.71]	21.6 [.85]	1586043-8
10	16.8±0.1 [.66±.00]	22.2 [.87]	25.8 [1.02]	1-1586043-0
12	21.0±0.2 [.83±.01]	26.4 [1.04]	30.0 [1.18]	1-1586043-2
14	25.2±0.2 [.99±.01]	30.6 [1.21]	34.2 [1.35]	1-1586043-4
16	29.4±0.2 [1.16±.01]	34.8 [1.37]	38.4 [1.51]	1-1586043-6
18	33.6±0.2 [1.32±.01]	39.0 [1.54]	42.6 [1.68]	1-1586043-8
20	37.8±0.2 [1.49±.01]	43.2 [1.70]	46.8 [1.84]	2-1586043-0
22	42.0±0.2 [1.65±.01]	47.4 [1.87]	51.0 [2.01]	2-1586043-2
24	46.2±0.2 [1.82±.01]	51.6 [2.03]	55.2 [2.17]	2-1586043-4
POS	A	B±0.35[±.01]	C±0.35[±.01]	PART NUMBER

2-1586043-4 SHOWN



PCB LAYOUT: COMPONENT SIDE
RECOMMENDED BOARD THICKNESS 1.60 [.063]

THIS DRAWING IS A CONTROLLED DOCUMENT.

DRW: S. HOOVER	18-SEP-2002		Tyco Electronics Corporation
CHK: D. COLEY	18-SEP-2002		Harrisburg, PA 17105-3608
APRO: D. COLEY	18-SEP-2002	NAME:	RIGHT ANGLE HEADER, SCREW MOUNT
PRODUCT SPEC:		SIZE:	4.2 MM P.E. SERIES
APPLICATION SPEC:		RESTRICTED TO:	-
MATERIAL:	FINISH:	WEIGHT:	CAGE CODE: A200779
		CUSTOMER DRAWING:	DRAWING NO: 1586043
		SCALE:	SHEET 1 OF 1
			REV: 0

1586043