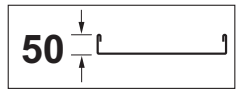
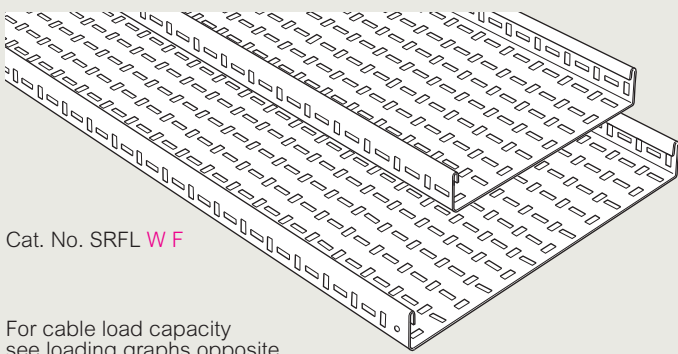


Swifts® SRF heavy duty return flange straight lengths



■ Dimensions and weights

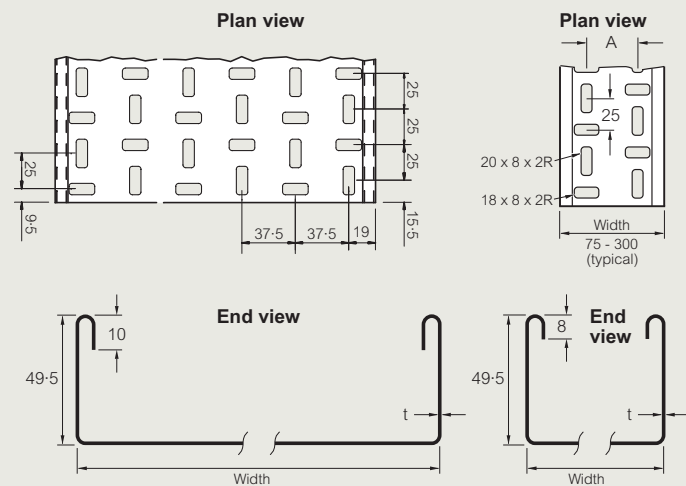


Cat. No. SRFL **WF**

For cable load capacity see loading graphs opposite

■ Dimensions

Standard length 3 m



Width (mm)	A (mm)
75	37.50
100	31.75
150 to 900	37.50

R = radius

■ Gauges and weights

The gauge 't' for each cable tray width and finish can vary by product and range

Non-standard gauges and finishes are available to special order, contact us on +44 (0) 845 605 4333

Cat. Nos.	Width (mm)	Weight (kg)	Gauge t (mm) G	PG
SRFL 75 F	75	4.2	0.9	0.9
SRFL 100 F	100	4.4	0.9	0.9
SRFL 150 F	150	6.0	0.9	0.9
SRFL 225 F	225	8.9	1.2	1.2
SRFL 300 F	300	10.8	1.2	1.2
SRFL 450 F	450	17.8	1.2	1.2
SRFL 600 F	600	22.9	1.5	1.4
SRFL 750 F	750	35.9	2.0	2.0
SRFL 900 F	900	42.0	2.0	2.0

All weights given are in kilograms (kg) and are for a 3m straight length in hot dip galvanised G finish

To obtain the appropriate component weight in other finishes, multiply the given weight by the following factors :

- Deep galvanised (D) x 1.06
- Stainless steel (S) x 0.94
- Pre-galvanised (PG) x 0.96
- Powder coated (E) x 0.97

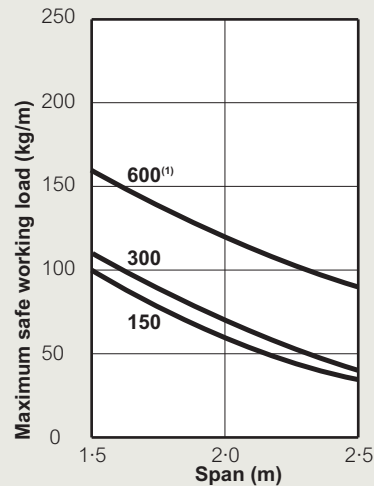
■ Loading graphs

Load tests carried out to BS EN 61537

The loads shown on all graphs are the safe recommended maximum loads that can be applied and must include wind, snow and any other external forces in addition to the cable load

The graphs show the maximum load for tray installed at a support spacing within its recommended range

When the graph line is above the intersection of the required load and span lines, the support equipment is suitable for use within those load and span conditions



(1) SRFL 600 – tested with fishplates

For lengths 450 mm wide and greater, the addition of fishplate Cat. No. WF **F** across the underside of the length-to-length joint provides added strength and increases the safe working load, see p. 101

■ Finishes and standards

Standard stocked finish :

- G** Hot dip galvanised after manufacture to BS EN ISO 1461
- PG** Pre-galvanised steel to BS EN 10346 : 2009 grade DX51D

Additional finishes :

- D** Deep galvanised high silicon steel made from BS EN 10025-5 : 2004 Grade S355JOWP
- S** Stainless steel to BS EN 10088 – 2 grade 1-4404 (equivalent to 316L31)
- E** Powder coated (to customer's specification)

Sheared steel (particularly stainless steel) does have relatively sharp edges and protective gloves must be worn during handling

All dimensions (mm) are nominal

Key : Replace the letter shown in red with your choice from the following options :

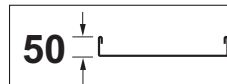
F = Finish : **G** (hot dip galvanised after manufacture), **D** (deep galvanised), **PG** (pre-galvanised steel), **S** (stainless steel), **E** (powder coated)

➔ Coupler sets : see p. 63-64

➔ Fishplates : see p. 101

Swifts® cable tray couplers and fasteners

SRF straight length to straight length couplers



Standard couplers

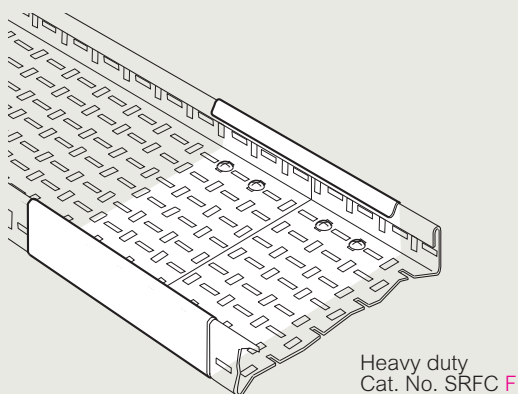
Couplers are required for joining together SRF straight lengths or cut lengths of tray without the need for further drilling

SRFC standard couplers are supplied in pairs

Supplied without fasteners – use M6 nuts, bolts and washers (see opposite)

As an alternative coupling method, use quick bolt couplers (Cat. No. SRQBCF), which are supplied with quick bolt fasteners (Cat. No. QBF) and a tool, see p. 48

Installation (typical)

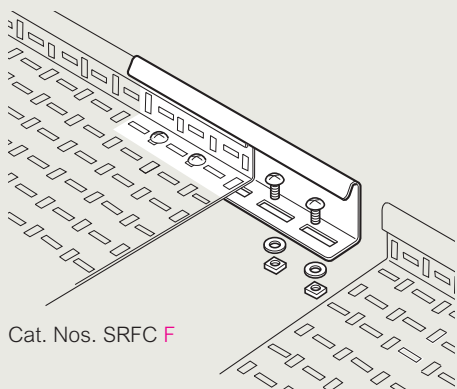


Cat. No.	Tray range
SRFC F	SRF

Assembly

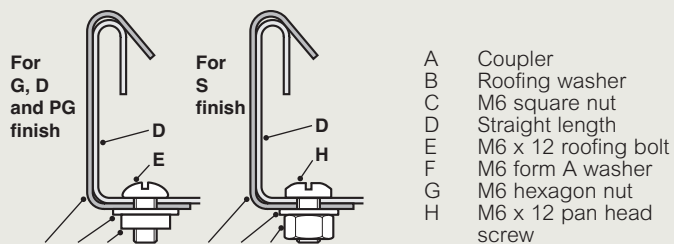
Bring together two lengths and fit a coupler on the outside of adjacent flanges at both sides of the tray joint

Locate the coupler as shown and insert two roofing bolts through aligning slots in each tray bed and coupler (four bolts per coupler), and secure with roofing washers and nuts



Assembly (continued)

Fasteners



Fastener finishes

For lengths and fittings with G, D and PG finishes fasteners are galvanised or zinc plated. For trays and fittings with S finish, fasteners are corrosion resistant stainless Grade A470

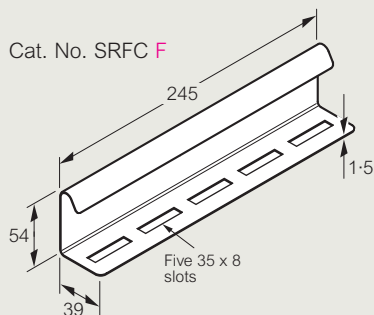
For lengths and fittings with E finish the choice of material for fasteners will depend on the installation environment – contact us on +44 (0) 845 605 4333

Note

For quick bolt couplers and fasteners, see p. 48

Dimensions and weights

Cat. No. SRFC F



Cat. Nos.	Weight (kg)
SRFC F	0.7 pair

Weights

All weights given are in kilograms (kg) and are for hot dip galvanised G finish

To obtain the appropriate component weight in other finishes, multiply the given weight by the following factors :

Deep galvanised	(D) x 1.06
Stainless steel	(S) x 0.94
Pre-galvanised	(PG) x 0.96
Powder coated	(E) x 0.97

All dimensions (mm) are nominal

Key : Replace the letter shown in red with your choice from the following options :

F = Finish : **G** (hot dip galvanised after manufacture),
D (deep galvanised), **PG** (pre-galvanised steel),
S (stainless steel), **E** (powder coated)