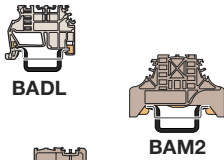


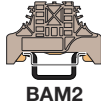
Relays and optocouplers Accessories

End stops

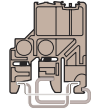
The end stops are mounted at the extremity of the terminal board assembly, giving additional support to the terminal blocks as markers. For various types of marking, refer to the marker section.



BADL



BAM2




BAMH



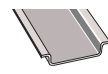
BADH



PR30



PR3.Z2



PR3.G2



PR5



PR4



FC2

Description	Type	Order P/N	Packaging Weight kg
End stop DIN 3			
grey V0	BADL 9 mm	1SNA 399 903 R0200	50
End stop with screws DIN 3			
grey V0	BAM2 V0 10 mm	1SNA 399 967 R0100	50
grey V2	BAM2 10 mm	1SNA 206 351 R1600	50
beige V0	BAM2 V0 10 mm	1SNA 296 351 R0000	50
High end stop with screws DIN 1 and DIN 3			
grey	BAMH 9,1 mm	1SNA 114 836 R0000	50
beige V0	BAMH V0 9,1 mm	1SNA 194 836 R0100	50
High end stop with screws DIN 3			
grey	BADH 12 mm	1SNA 116 900 R2700	50

Mounting rails

Symmetrical zinc bichromate plated steel prepunched rail	PR30 2 m	1SNA 173 220 R0500	1
Symmetrical zinc bichromate plated steel rail	PR3.Z2 2 m	1SNA 174 300 R1700	1
White, symmetrical passivated galvanized steel rail	PR3.G2 2 m	1SNA 164 800 R0300	1
Symmetrical zinc bichromate plated steel rail	PR5 2 m	1SNA 168 700 R2200	1
Symmetrical zinc bichromate plated steel rail	PR4 2 m	1SNA 168 500 R1200	1

Test devices

Test plug DIA. 2 mm	FC2	1SNA 007 865 R2600	10
---------------------	-----	--------------------	----

Assembled jumper bar

This accessory permits electrical connection between 2 to 70 blocks with 6 mm spacing placed side by side. It can be used with screw clamp or spring clamp blocks with 6 mm or 12 mm spacing. Interconnection of blocks not placed side by side is possible if teeth of the jumper bar have been cut in front of the blocks not to be connected. These teeth can be removed using pliers. Use of separator end sections before and after the jumper bar is required to preserve IP20 protection of the assembly.

Assembled jumper bar 10 poles - 24 A	BJ612-10	1SNA 290 488 R0100	10
Assembled jumper bar 70 poles - 24 A	BJ612-70	1SNA 290 489 R0200	10

Separator end section

Directly mounted on the rail beside the block, it permits to identify and make electrical insulation of product groups using jumper bars. Dimensions are the same as screw clamp blocks : width 70 mm and height on rail 67,5 mm with 2 mm spacing.

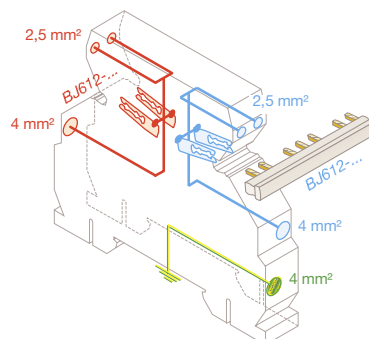
Separator end section	SC612	1SNA 290 474 R0200	10
-----------------------	-------	--------------------	----

Distribution module

This terminal block with BJ612-... jumper bars permits 2 polarities distribution (*PCL side and process side*) thanks to two separate circuits, each of them including :

- one 4 mm² input,
- two 2,5 mm² outputs
- one double output for jumper bar BJ612-...

It permits also the connection of ground to the rail though a 4 mm² input.



Rated voltage : 250 VAC-DC
 Rated current : 32 A (4 mm²) - 16 A (2,5 mm²)
 Recommended torque : 0,4 - 0,6 Nm

Screw clamp distribution block sp. 12 mm	D4/12-3-3	1SNA 645 031 R2000	5
Spring clamp distribution block sp. 12 mm	D4/12-3R-3R	1SNA 645 531 R2200	5