




Legend plates

30mm



#### Custom legend plates

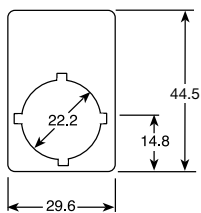
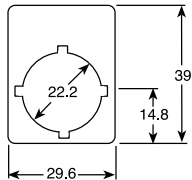
- Legend plate with customer selected text

#### Text caps

- For illuminated pushbuttons (flush or extended) and pilot lights
- With or without text or symbol or with customer selected text

# 30mm Legend plates

## Legend plates for pushbuttons 30mm



### Blank fixed legend plates

Of silvergrey aluminum

Size	Catalog Number	List Price
50mm H	<b>SK 615 640-1</b>	<b>\$ 1.80</b>
56mm H	<b>SK 615 641-1</b>	

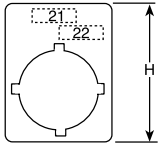
### Engraved fixed legend plates, with text ①

Of silvergrey aluminum, 50mm H

Text	Catalog Number	List Price
<b>English</b>		<b>\$ 1.80</b>
Close	<b>SK 615 652-13</b>	
Down	<b>SK 615 652-14</b>	
Emergency stop	<b>SK 615 652-15</b>	
Fast	<b>SK 615 652-16</b>	
Forward	<b>SK 615 652-17</b>	
In	<b>SK 615 652-29</b>	
Inching	<b>SK 615 652-18</b>	
Left	<b>SK 615 652-39</b>	
Lower	<b>SK 615 652-20</b>	
Off	<b>SK 615 652-21</b>	
On	<b>SK 615 652-22</b>	
Open	<b>SK 615 652-23</b>	
Out	<b>SK 615 652-24</b>	
Raise	<b>SK 615 652-25</b>	
Reset	<b>SK 615 652-27</b>	
Reverse	<b>SK 615 652-28</b>	
Right	<b>SK 615 652-40</b>	
Run	<b>SK 615 652-29</b>	
Slow	<b>SK 615 652-30</b>	
Start	<b>SK 615 652-44</b>	
Stop	<b>SK 615 652-31</b>	
Up	<b>SK 615 652-32</b>	

① Text height 3 mm.

# Legend plates for 2 position selector switches 30mm



## Engraved fixed legend plates, with text ①

Of silvergrey aluminum, 50mm H

Symbol/Text

Pos. 21 Pos. 22

Catalog Number

List Price

### English

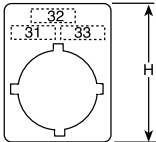
Hand Auto  
Jog Run  
Off On  
Stop Start

SK 615 652-71  
SK 615 652-52  
SK 615 652-53  
SK 615 652-55

\$ 1.80

① Text height 3 mm. Only the initial character is upper case unless other is stated.

## Legend plates for 3 position selector switches 30mm



### Engraved fixed legend plates, with text ①

Of silvergrey aluminum, 50mm H

Symbol/Text

Pos 31 Pos. 32 Pos. 33

Catalog Number

List Price

#### English

Hand O Auto

Slow Off Fast

**SK 615 652-80**

**SK 615 652-60**

**\$ 1.80**

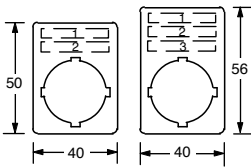
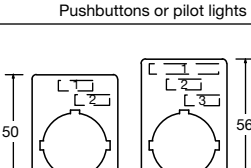
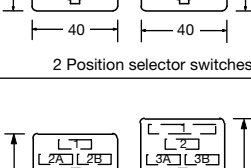
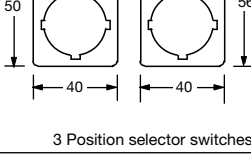
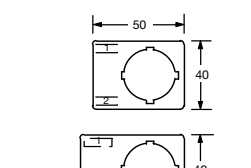
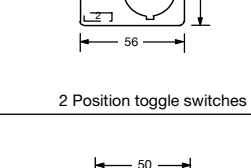
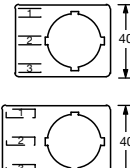



① Text height 3 mm. Only the initial character is upper case unless other is stated.

# Custom engraved legend plates

## 30mm

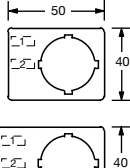
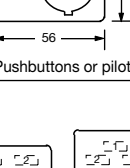
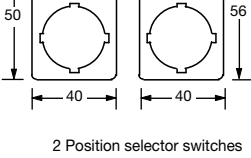
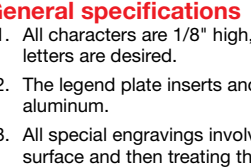
Pilot Devices  
Legend plates

### Fixed nameplates – aluminum

Type	Maximum letters per line	Catalog number	List price
 <p>Pushbuttons or pilot lights</p>	11	G1MP-NPE28-01	\$ 6.50
	50mm		
 <p>Pushbuttons or pilot lights</p>	11	G1MP-NPE29-01	\$ 6.50
	56mm		
 <p>2 Position selector switches</p>	5	G1MP-NPE28-02	\$ 6.50
	50mm		
 <p>2 Position selector switches</p>	11 (line 1) 5 (line 2) 5 (line 3)	G1MP-NPE29-02	\$ 6.50
	56mm		
 <p>3 Position selector switches</p>	5	G1MP-NPE28-03	\$ 6.50
	50mm		
 <p>3 Position selector switches</p>	11 (line 1) 5 (line 2) 5 (line 3A) 5 (line 3B)	G1MP-NPE29-03	\$ 6.50
	56mm		
 <p>2 Position toggle switches</p>	4	G1MP-NPE28-04	\$ 6.50
	50mm		
 <p>2 Position toggle switches</p>	5	G1MP-NPE29-04	\$ 6.50
	56mm		
 <p>3 Position toggle switches</p>		G1MP-NPE28-05	\$ 6.50
	50mm		
 <p>3 Position toggle switches</p>		G1MP-NPE29-05	\$ 6.50
	56mm		



### Fixed nameplates – aluminum

Type	Maximum letters per line	Catalog number	List price
 <p>Pushbuttons or pilot lights</p>	11	G1MP-NPE28-06	\$ 6.50
	50mm		
 <p>Pushbuttons or pilot lights</p>	11	G1MP-NPE29-06	\$ 6.50
	56mm		
 <p>2 Position selector switches</p>	5	G1MP-NPE28-07	\$ 6.50
	50mm		
 <p>2 Position selector switches</p>	11 (line 1) 5 (line 2) 5 (line 3)	G1MP-NPE29-07	\$ 6.50
	56mm		

### General specifications

- All characters are 1/8" high, upper & lower case. Please specify if all capital letters are desired.
- The legend plate inserts and the fixed legend plates are silver-grey anodized aluminum.
- All special engravings involve engraving the desired lettering into the metal surface and then treating the engraved surfaces with black ink.

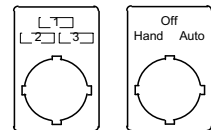
### Ordering custom engraved nameplates

- Select the desired legend plate.
- Use following pages to order.
- Indicate the catalog number.
- Write the desired words to be engraved on each line.

#### EXAMPLE:

G1MP-NPE28P-03

- OFF
- HAND
- AUTO



# Engraved legend plate form

## Custom engraved legend plates

### 30mm

#### ENGRAVED LEGEND PLATE FORM

G1MP-NPE28

PAGE: \_\_\_ OF: \_\_\_

G1MP-NPE28-\_\_\_ (BRUSHED ALUMNINUM)

ORDER NUMBER: \_\_\_\_\_

ORIG. DATE: \_\_\_\_\_

ORDER: QTY: \_\_\_\_\_

ISSUED BY: \_\_\_\_\_

SHIPPING METHOD: \_\_\_\_\_

ALL CAPITALS? YES NO

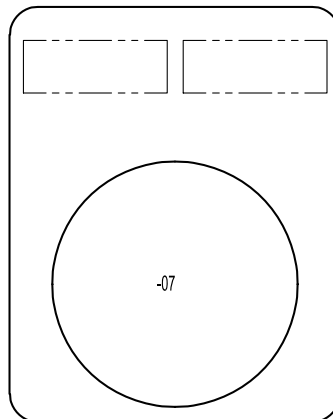
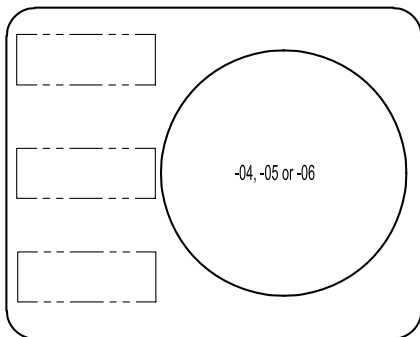
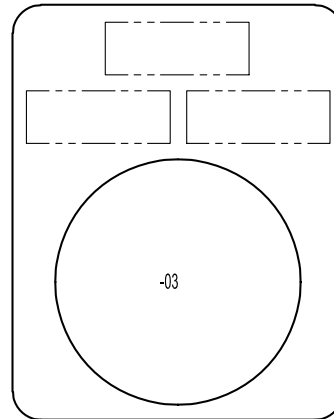
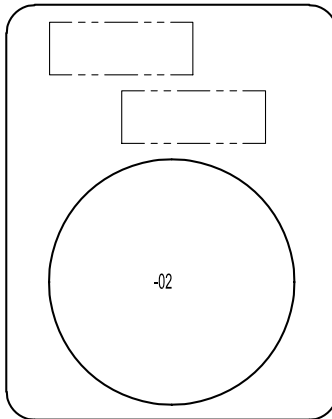
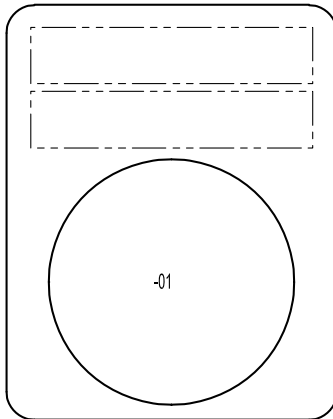
DUE DATE: \_\_\_ - \_\_\_ - \_\_\_

REMARKS: \_\_\_\_\_

ENGRAVER: \_\_\_\_\_

Q.C. INSPECTION: \_\_\_\_\_

#### PRINT INFORMATION TO BE ENGRAVED



G1MP-NPE28  
6/10/04

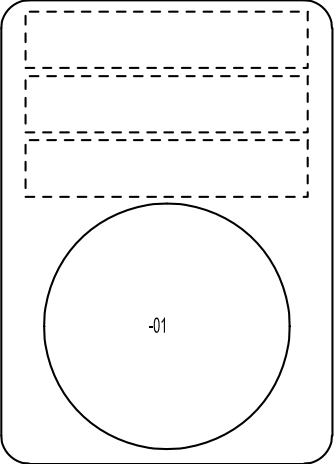
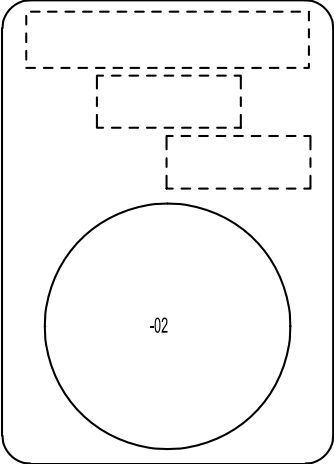
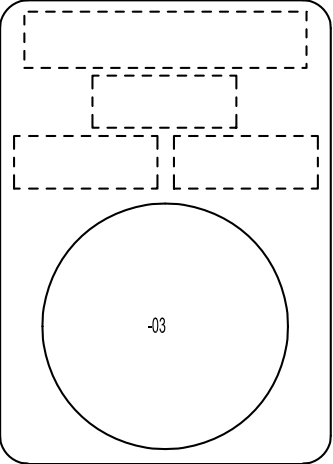
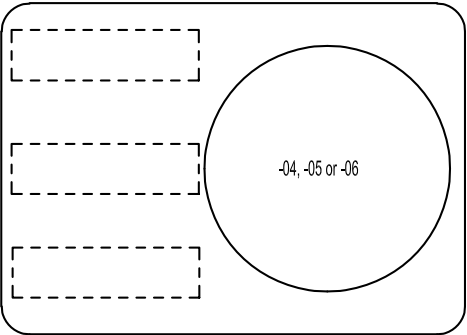
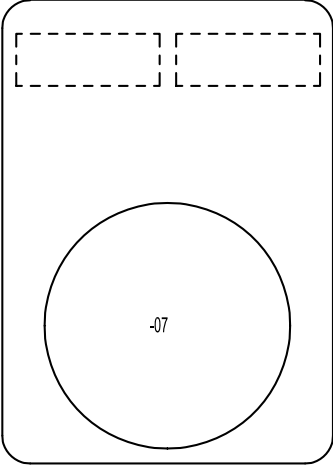
**Engraved legend plate form**  
Custom engraved legend plates  
30mm

**ENGRAVED LEGEND PLATE FORM**  
G1MP-NPE29

G1MP-NPE29-\_\_\_\_ (BRUSHED ALUMINUM)      PAGE: \_\_\_\_ OF: \_\_\_\_  
ORIG. DATE: \_\_\_\_\_      ORDER NUMBER: \_\_\_\_\_  
ISSUED BY: \_\_\_\_\_      ORDER: QTY: \_\_\_\_  
ALL CAPITALS?   YES   NO      SHIPPING METHOD: \_\_\_\_\_  
REMARKS: \_\_\_\_\_      DUE DATE: \_\_\_\_ - \_\_\_\_ - \_\_\_\_  
   ENGRAVER: \_\_\_\_\_  
   Q.C. INSPECTION: \_\_\_\_\_

---

PRINT INFORMATION TO BE ENGRAVED

 <p>-01</p>	 <p>-02</p>	 <p>-03</p>
 <p>-04, -05 or -06</p>	 <p>-07</p>	

G1MP-NPE29  
6/10/04

## Text cap inserts 30mm

Legend	Cap color ①	Suffix code ②	Flush button catalog number	Extended button catalog number	Pilot light catalog number	List price
	White	C82	1SFA 616 901 R9036	—	—	<b>\$.90</b>
Start	White	C67	1SFA 616 901 R2030	1SFA 616 902 R2030	1SFA 616 903 R2030	
START	Green	C5	1SFA 616 906 R1042	—	—	
	Black	C81	1SFA 616 908 R1042	—	—	
On	White	C68	1SFA 616 901 R1020	1SFA 616 902 R1020	1SFA 616 903 R1020	
ON	White	C69	1SFA 616 901 R1039	—	1SFA 616 903 R1039	
	Green	C70	1SFA 616 906 R1039	—	—	
	Black	C1	1SFA 616 908 R1030	—	—	
Off	White	C71	1SFA 616 901 R1019	1SFA 616 902 R1019	1SFA 616 903 R1019	
OFF	White	C72	—	1SFA 616 902 R1040	—	
	Red	C73	—	1SFA 616 905 R1040	—	
	Black	C2	1SFA 616 908 R1040	1SFA 616 909 R1040	—	
Stop	White	C74	1SFA 616 901 R1031	1SFA 616 902 R1031	1SFA 616 903 R1031	
STOP	Red	C4	1SFA 616 904 R1047	1SFA 616 905 R1047	—	
Reset	White	C75	1SFA 616 901 R1025	1SFA 616 902 R1025	1SFA 616 903 R1025	
Blank	White	C15	1SFA 616 901 R9000	1SFA 616 902 R9000	1SFA 616 903 R9000	
	Green	CG	2949 1468-2	2949 1469-2	—	
UP	Green	C11	1SFA 616 906 R1043	—	—	
DOWN	Green	C12	1SFA 616 906 R1044	—	—	
OPEN	White	C16	1SFA 616 901 R1045	—	—	
	Green	C19	1SFA 616 906 R1045	—	—	
CLOSE	White	C17	1SFA 616 901 R1046	—	—	
	Green	C20	1SFA 616 906 R1046	—	—	
REV	Green	C6	1SFA 616 906 R1048	—	—	
FWD	Green	C7	1SFA 616 906 R1049	—	—	
SLOW	Green	C8	1SFA 616 906 R1050	—	—	
FAST	Green	C9	1SFA 616 906 R1051	—	—	
JOG	Green	C10	1SFA 616 906 R1052	—	—	
RESET	Black	C3	1SFA 616 908 R1041	—	—	
LATCH	White	C18	1SFA 616 901 R1053	—	—	



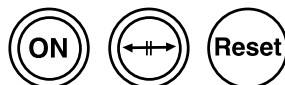
Flush  
pushbutton



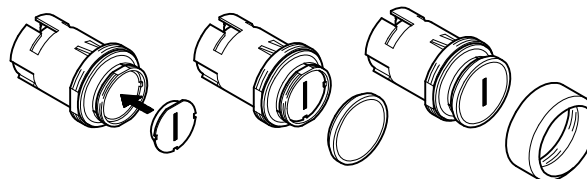
Extended  
pushbutton



Pilot light



Examples of inserts



1

2

3

Insert assembly

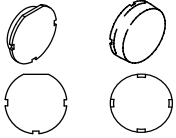
① Illuminated pushbuttons and pilot lights must use white insert.  
② Add suffix code to end of the catalog number.



# Text cap inserts 30mm

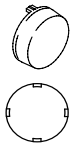
Pilot Devices  
Legend plates

**Flush button**      **Extended button**



Can be turned 90° or 180°

**Pilot light**



## Text caps for illuminated pushbuttons and pilot lights

Text/Symbol <sup>①</sup>	Cap color	Suffix <sup>②</sup>	Flush button Catalog No.	Extended button Catalog No.	Pilot light Catalog No.	List Price
→	White	C14	1SFA 616 901 R9006	1SFA 616 902 R9006	1SFA 616 903 R9006	
O	White	C21	1SFA 616 901 R9004	1SFA 616 902 R9004	1SFA 616 903 R9004	
	Red	C22	1SFA 616 904 R9004	1SFA 616 905 R9004	-	
	Black	C23	1SFA 616 908 R9004	-	-	
I	White	C24	1SFA 616 901 R9002	1SFA 616 902 R9002	1SFA 616 903 R9002	
	Green	C25	1SFA 616 906 R9002	-	-	
	Black	C26	1SFA 616 908 R9002	-	-	
II	White	C27	1SFA 616 901 R9003	1SFA 616 902 R9003	1SFA 616 903 R9003	
	Green	C28	1SFA 616 906 R9003	-	-	
	Black	C29	1SFA 616 908 R9003	-	-	
III	White	C30	1SFA 616 901 R9028	1SFA 616 902 R9028	-	
	Black	C31	1SFA 616 908 R9028	-	-	
+	White	C32	1SFA 616 901 R9011	1SFA 616 902 R9011	-	
	Green	C33	1SFA 616 906 R9011	-	-	
	Black	C34	1SFA 616 908 R9011	-	-	
-	White	C35	1SFA 616 901 R9012	-	-	
	Red	C36	1SFA 616 904 R9012	-	-	
	Black	C37	1SFA 616 908 R9012	-	-	
↑	White	C38	1SFA 616 901 R9005	1SFA 616 902 R9005	1SFA 616 903 R9005	
	Black	C39	1SFA 616 908 R9005	-	-	
↗	White	C40	1SFA 616 901 R9014	1SFA 616 902 R9014	-	
	Black	C41	1SFA 616 908 R9014	-	-	
↔	White	C42	1SFA 616 901 R9015	1SFA 616 902 R9015	-	
	Black	C43	1SFA 616 908 R9015	-	-	
↔	White	C44	1SFA 616 901 R9016	1SFA 616 902 R9016	-	\$ .90
	Black	C45	1SFA 616 908 R9016	-	-	
→	White	C46	1SFA 616 901 R9017	1SFA 616 902 R9017	-	
	Black	C47	1SFA 616 908 R9017	-	-	
⊕	White	C47	1SFA 616 901 R9018	1SFA 616 902 R9018	-	
	Black	C48	1SFA 616 908 R9018	-	-	
●	White	C49	1SFA 616 901 R9019	1SFA 616 902 R9019	-	
	Black	C50	1SFA 616 908 R9019	-	-	
⊙	White	C51	1SFA 616 901 R9020	1SFA 616 902 R9020	-	
	Black	C52	1SFA 616 908 R9020	-	-	
☞	White	C53	1SFA 616 901 R9021	1SFA 616 902 R9021	-	
	Black	C54	1SFA 616 908 R9021	-	-	
⚡	White	C55	1SFA 616 901 R9022	1SFA 616 902 R9022	-	
	Black	C56	1SFA 616 908 R9022	-	-	
⚡	White	C57	1SFA 616 901 R9023	1SFA 616 902 R9023	-	
	Black	C58	1SFA 616 908 R9023	-	-	
⚡	White	C59	1SFA 616 901 R9024	1SFA 616 902 R9024	-	
	Black	C60	1SFA 616 908 R9024	-	-	
⚡	White	C61	1SFA 616 901 R9025	1SFA 616 902 R9025	-	
	Black	C62	1SFA 616 908 R9025	-	-	
⚡	White	C63	1SFA 616 901 R9026	1SFA 616 902 R9026	-	
	Black	C64	1SFA 616 908 R9026	-	-	
⚡	White	C65	1SFA 616 901 R9027	1SFA 616 902 R9027	-	
	Black	C66	1SFA 616 908 R9027	-	-	

① Use only white caps for illuminated pushbutton and pilot lights.  
② Add suffix code to end of the catalog number.