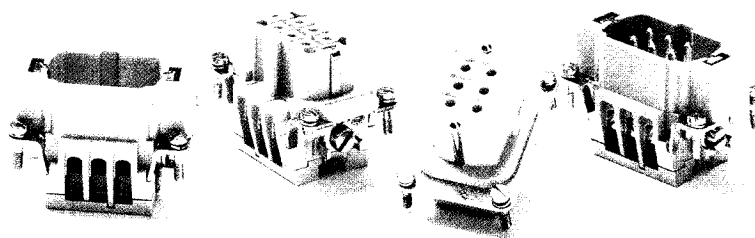

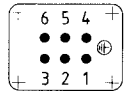
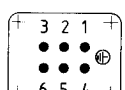

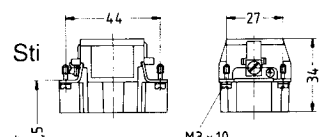
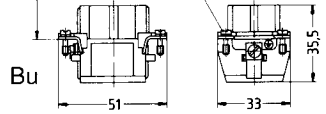

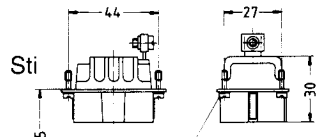
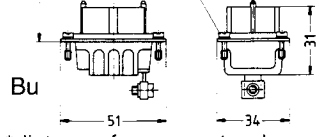
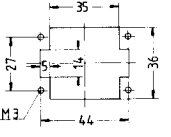


- Screw terminal
- Crimp terminal

Number of contacts

6 + 



Style	Ordering number		Description	Outline drawing dimensions in mm
	Male insert	Female insert		
<b>Screw connection</b> with wire protection 	43.12.06.40		HE.6.Sti.S	<b>Contact arrangement</b> view from termination side  Sti  Bu
			43.22.06.40	
<b>without wire protection</b> 	42.10.06.00		HB.6.Sti.S	Series HE/HX  Sti  Bu
			42.20.06.00	
<b>with wire protection</b> 	66.12.06.40		HX.6.Sti.S	Series HB  Sti  Bu
			66.22.06.40	
<b>Crimp terminal</b> please order crimp contacts separately (refer to page)	43.12.06.41		HE.6.Sti.C	*distance for guaranteed contact 2 mm max.  Panel cut-out for contact insert when used without housing 
			43.22.06.41	