



Connectors > Circular Connectors > Standard Circular Connectors > NANONICS 19 Pin Circular Connector: Receptacle, Quick Disconnect



Number of Positions: 19

Connector System: Wire-to-Panel

Sealable: Yes

Connector & Contact Terminates To: Wire & Cable

Contact Current Rating (Max): 1 A

[All NANONICS 19 Pin Circular Connector: Receptacle, Quick Disconnect \(11\)](#)

Features

Product Type Features

Circular Connector Shell Type	Metal-Shell
Connector System	Wire-to-Panel
Sealable	Yes
Connector & Contact Terminates To	Wire & Cable
Circular Connector Type	Receptacle
Shell Type	Metal

Configuration Features

Number of Positions	19
Contacts Preloaded	Yes

Body Features

O-Ring Material	Fluorosilicone
Shell Plating Material	Electroless Nickel
Shell Base Material	Aluminum
Circular Connector Insulation Material Type	LCP (Liquid Crystal Polymer)
Hermetically Sealed	Yes

Contact Features

Contact Current Rating (Max)	1 A
------------------------------	-----



Circular Connector Contact Type	Socket
Mechanical Attachment	
Mating Retention Type	Push-Pull Quick Disconnect
Connector Mounting Type	Panel Mount
Mating Retention	With
Dimensions	
Panel Thickness (Recommended)	6.35 mm[.25 in]
Assembly Length	163.2 mm[6.425 in]
Wire Size	30 AWG
Usage Conditions	
IP Water Sealing Level	IP68
Operating Temperature Range	-67 – 392 °C
Operation/Application	
Circuit Application	Signal
Packaging Features	
Packaging Quantity	1

Product Compliance

For compliance documentation, visit the product page on TE.com>

EU RoHS Directive 2011/65/EU	Compliant
EU ELV Directive 2000/53/EC	Compliant
China RoHS 2 Directive MIIT Order No 32, 2016	No Restricted Materials Above Threshold
EU REACH Regulation (EC) No. 1907/2006	Current ECHA Candidate List: JAN 2025 (247) Candidate List Declared Against: JAN 2024 (240) Does not contain REACH SVHC
Halogen Content	Not Yet Reviewed for halogen content
Solder Process Capability	Wave solder capable to 265°C


Product Compliance Disclaimer

This information is provided based on reasonable inquiry of our suppliers and represents our current actual knowledge based on the information they provided. This information is subject to change. The part numbers that TE has identified as EU RoHS compliant have a maximum concentration of 0.1% by weight in homogenous materials for lead, hexavalent chromium, mercury, PBB, PBDE, DBP, BBP, DEHP, DIBP, and 0.01% for cadmium, or qualify for an exemption to these limits as defined in the Annexes of Directive 2011/65/EU (RoHS2). Finished electrical and electronic equipment products will be CE marked as required by Directive 2011/65/EU. Components may not be CE marked. Additionally, the part




numbers that TE has identified as EU ELV compliant have a maximum concentration of 0.1% by weight in homogenous materials for lead, hexavalent chromium, and mercury, and 0.01% for cadmium, or qualify for an exemption to these limits as defined in the Annexes of Directive 2000/53/EC (ELV). Regarding the REACH Regulation, the information TE provides on SVHC in articles for this part number is based on the latest European Chemicals Agency (ECHA) ‘Guidance on requirements for substances in articles’ posted at this URL: <https://echa.europa.eu/guidance-documents/guidance-on-reach>

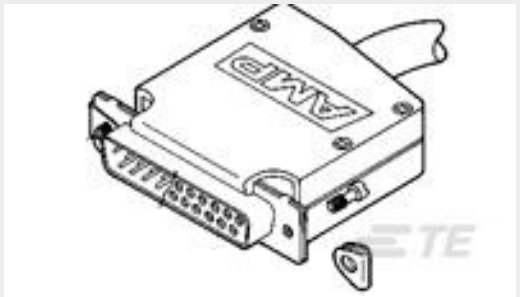
Customers Also Bought




TE Part #1-322338-0  
DG 16-14 HT ALUMEL R 10




TE Part #896901-000  
RD16A14-12-S7CS051/2




TE Part #5206478-3  
CLAMSHELL SIZE 3 W/RETAINER




TE Part #64HD-0721021220  
64HD-0721021220: CTO-12000000-00




TE Part #1616035-1  
D56B=RELAY




TE Part #QDCM-3101010101  
QDCM-31 ASSY




TE Part #QDCM-1900000100  
QDCM-19 MOLDED SEAL



TE Part #MSDI-0000000000  
OPTIMUS MSDI



TE Part #QDCM-1901010101  
QUICK DISCONNECT,CIRC MIN 19



TE Part #OSPR-0100000000  
OPTIMUS SYSTEM PROCESSOR

Documents

- Product Drawings

QCM019SC2DC006F = CIRCULAR

English
- CAD Files

Customer View Model

ENG\_CVM\_CVM\_1589058-3\_F.2d\_dxf.zip

English
- 3D PDF

3D

Customer View Model

ENG\_CVM\_CVM\_1589058-3\_F.3d\_igs.zip



English

Customer View Model

[ENG\\_CVM\\_CVM\\_1589058-3\\_F.3d\\_stp.zip](#)

English

By downloading the CAD file I accept and agree to the [Terms and Conditions](#) of use.

Datasheets & Catalog Pages

[1589058 Nanonics Cross Reference](#)

English