

# 2311774-1 ✓ ACTIVE

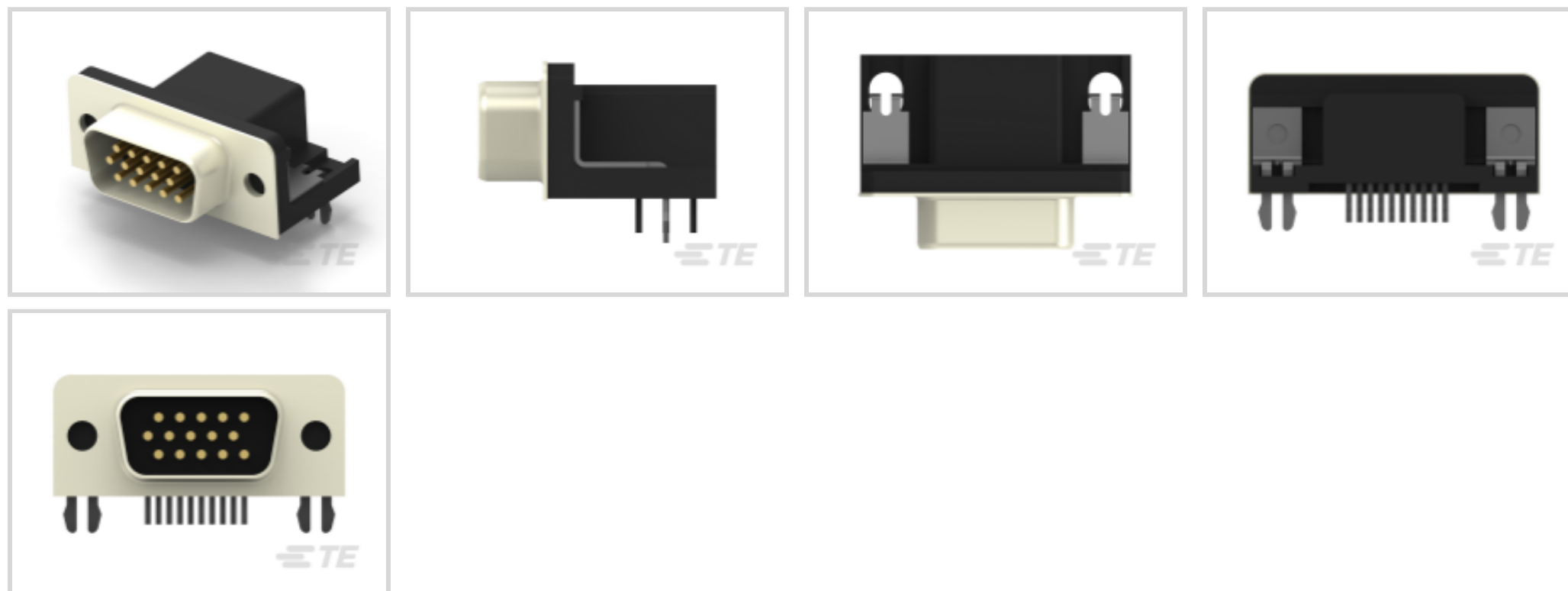
TE Internal #: 2311774-1

PCB D-Sub Connectors, Plug, Wire-to-Board, 15 Position, 2.29mm [.09in] Centerline, 3 Row, Row-to-Row Spacing 1.98 mm [.077 in], 1 D-Sub Shell Size

[View on TE.com >](#)



Connectors > D-Shaped Connectors > D-Sub Connectors > PCB D-Sub Connectors



Connector & Housing Type: **Plug**

Connector System: **Wire-to-Board**

Number of Positions: **15**

Centerline (Pitch): **2.29 mm [.09 in]**

Number of Rows: **3**

## Features

### Product Type Features

Connector & Housing Type	Plug
Connector System	Wire-to-Board
D-Sub Shell Size	1
Sealable	No
Connector & Contact Terminates To	Printed Circuit Board
Product Type	Connector

### Configuration Features

Number of Positions	15
Number of Rows	3
PCB Mount Orientation	Right Angle

### Body Features

Connector Profile	Standard
-------------------	----------

### Contact Features

Contact Shape & Form	Round Socket
----------------------	--------------



Contact Current Rating (Max)	3 A
------------------------------	-----

#### Termination Features

Termination Method to Printed Circuit Board	Through Hole - Solder
---	-----------------------

#### Mechanical Attachment

PCB Mount Retention	With
PCB Mount Retention Type	Boardlock
Mating Retention	With
Mating Retention Type	Threaded Inserts, 4-40 UNC
Connector Mounting Type	Board Mount
Mounting Angle	Right Angle

#### Housing Features

Centerline (Pitch)	2.29 mm [.09 in]
Housing Material	PBT GF
Housing Color	Black

#### Dimensions

Row-to-Row Spacing	1.98 mm [.077 in]
--------------------	-------------------

#### Usage Conditions

Operating Temperature Range	-55 – 85 °C [-67 – 185 °F]
-----------------------------	----------------------------

#### Operation/Application

Circuit Application	Signal
---------------------	--------

#### Packaging Features

Packaging Method	Tray
------------------	------

#### Product Compliance

[For compliance documentation, visit the product page on TE.com>](#)

EU RoHS Directive 2011/65/EU	Compliant
EU ELV Directive 2000/53/EC	Compliant with Exemptions
China RoHS 2 Directive MIIT Order No 32, 2016	No Restricted Materials Above Threshold
EU REACH Regulation (EC) No. 1907/2006	Current ECHA Candidate List: JUN 2020 (209) Candidate List Declared Against: JAN 2020 (205) SVHC > Threshold: Pb (2% in Component Part)

**Article Safe Usage Statements:**

Do not eat, drink or smoke when using this product. Wash thoroughly after handling. Recycle if possible and dispose of the article by following all applicable governmental regulations relevant to your geographic location.

Halogen Content


Not Low Halogen - contains Br or Cl &gt; 900 ppm.


Solder Process Capability

Wave solder capable to 265°C


**Product Compliance Disclaimer**

This information is provided based on reasonable inquiry of our suppliers and represents our current actual knowledge based on the information they provided. This information is subject to change. The part numbers that TE has identified as EU RoHS compliant have a maximum concentration of 0.1% by weight in homogenous materials for lead, hexavalent chromium, mercury, PBB, PBDE, DBP, BBP, DEHP, DIBP, and 0.01% for cadmium, or qualify for an exemption to these limits as defined in the Annexes of Directive 2011/65/EU (RoHS2). Finished electrical and electronic equipment products will be CE marked as required by Directive 2011/65/EU. Components may not be CE marked. Additionally, the part numbers that TE has identified as EU ELV compliant have a maximum concentration of 0.1% by weight in homogenous materials for lead, hexavalent chromium, and mercury, and 0.01% for cadmium, or qualify for an exemption to these limits as defined in the Annexes of Directive 2000/53/EC (ELV). Regarding the REACH Regulation, the information TE provides on SVHC in articles for this part number is based on the latest European Chemicals Agency (ECHA) 'Guidance on requirements for substances in articles' posted at this URL: <https://echa.europa.eu/guidance-documents/guidance-on-reach>

**Compatible Parts****Customers Also Bought**



TE Model / Part #5-147382-1  
10 50/50 HDR SMT.320 W/HD SN



TE Model / Part #103240-5  
10 MODII HDR DRST B/A .100CL



TE Model / Part #5-147377-9  
24 SYS50 SMT HDR DR SHD SN



TE Model / Part #2-6116353-8  
INV MJ,1X2,PNL GRD,LED (YG/YG)  
135ST



TE Model / Part #2311763-2  
AMPL REC, HD22, R/A, 15P,  
THREADED



TE Model / Part #2311763-3  
AMPL REC, HD22, R/A, 15P,  
THREADED

## Documents

### Product Drawings

[AMPL PLUG, HD22, R/A, 15P, THREADED](#)

English

### CAD Files

[3D PDF](#)

3D

Customer View Model

[ENG\\_CVM\\_CVM\\_2311774-1\\_A.2d\\_dxf.zip](#)

English

Customer View Model

[ENG\\_CVM\\_CVM\\_2311774-1\\_A.3d\\_igs.zip](#)

English

Customer View Model

[ENG\\_CVM\\_CVM\\_2311774-1\\_A.3d\\_stp.zip](#)

English

By downloading the CAD file I accept and agree to the [Terms and Conditions](#) of use.

### Product Specifications

[Product Specification](#)

English

### Product Environmental Compliance

[TE Material Declaration](#)

English