



Relays & Contactors > Electromechanical Relays



Relay & Contactor Type: **High Voltage Contactor**

Current Type: **DC**

Contact Arrangement: **1 Form X SPST-NO-DM**

Contact Current Rating: **500 A**

Coil Voltage Rating: **48 VDC**

Features

Product Type Features

Relay & Contactor Type	High Voltage Contactor
------------------------	------------------------

Configuration Features

Auxiliary Switch Contact Arrangement	None
Contact Number of Poles	1
Contact Arrangement	1 Form X SPST-NO-DM

Electrical Characteristics

Coil Resistance	145 Ω
Contact Switching Voltage (Max)	900 VDC
Contact Current Rating	500 A
Coil Voltage Rating	48 VDC

Body Features

Enclosure Type	Environmentally Sealed
----------------	------------------------

Termination Features

Main Termination & Connection Type	M8 x 1.25
Coil Termination & Connection Type	10-32 Stud

Mechanical Attachment

Torque (Main)	80 – 100 in-lbs
---------------	-----------------



Torque (Coil)	15 – 30 in-lbs
Product Mount Type	Chassis Mount

Dimensions

Wire Size	22 AWG
-----------	--------

Operation/Application

Current Type	DC
--------------	----

Packaging Features

Packaging Method	Individual
------------------	------------

Product Compliance

For compliance documentation, visit the product page on TE.com>

EU RoHS Directive 2011/65/EU	Compliant
EU ELV Directive 2000/53/EC	Compliant
China RoHS 2 Directive MIIT Order No 32, 2016	No Restricted Materials Above Threshold
EU REACH Regulation (EC) No. 1907/2006	Current ECHA Candidate List: JUNE 2024 (241) Candidate List Declared Against: JUNE 2024 (241) Does not contain REACH SVHC
Halogen Content	Low Halogen - Br, Cl, F, I < 900 ppm per homogenous material. Also BFR/CFR/PVC Free
Solder Process Capability	Not applicable for solder process capability

Product Compliance Disclaimer

This information is provided based on reasonable inquiry of our suppliers and represents our current actual knowledge based on the information they provided. This information is subject to change. The part numbers that TE has identified as EU RoHS compliant have a maximum concentration of 0.1% by weight in homogenous materials for lead, hexavalent chromium, mercury, PBB, PBDE, DBP, BBP, DEHP, DIBP, and 0.01% for cadmium, or qualify for an exemption to these limits as defined in the Annexes of Directive 2011/65/EU (RoHS2). Finished electrical and electronic equipment products will be CE marked as required by Directive 2011/65/EU. Components may not be CE marked. Additionally, the part numbers that TE has identified as EU ELV compliant have a maximum concentration of 0.1% by weight in homogenous materials for lead, hexavalent chromium, and mercury, and 0.01% for cadmium, or qualify for an exemption to these limits as defined in the Annexes of Directive 2000/53/EC (ELV). Regarding the REACH Regulation, the information TE provides on SVHC in articles for this part number is based on the latest European Chemicals Agency (ECHA) ‘Guidance on requirements for substances in articles’ posted at this URL: <https://echa.europa.eu/guidance-documents/guidance-on-reach>

Compatible Parts





TE Part # 4-1618413-3  
LEV200ALNAA=CONTACTOR,  
110VDC



TE Part # 1-1618002-9  
EV200HDANA=RELAY, SPST-NO

Also in the Series

Kilovac LEV200



DC Contactors(33)

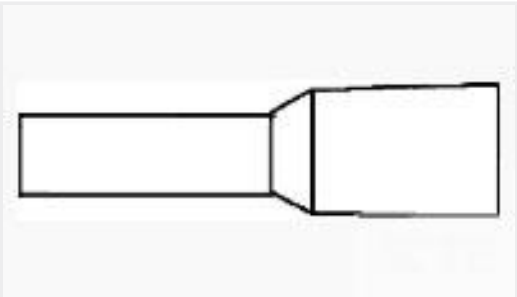


DC Relays(33)



Electromechanical Relays(33)

Customers Also Bought



TE Part #2-966067-3  
FER,WIRE,PL SLV,6.00/10,L18,YELLOW,  
LP



TE Part #HD10-3-GKT  
GASKET, 3SZ, BLK, HD10



TE Part #CAT-J41-DDRC  
DEUTSCH DT Receptacle Connectors



TE Part #HD10-3-96P  
REC, 3P, GRY, N, THRD, FLANGE, 16



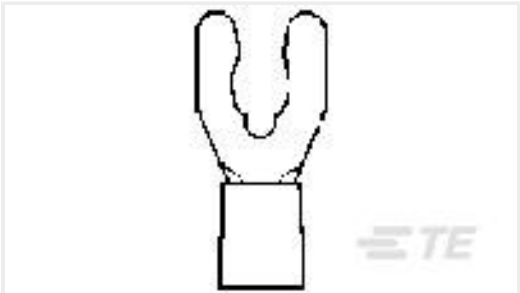
TE Part #CSI-RGFB-100-UFFR  
RP-SMA to U.FL/MHF1 100mm 1.13  
OD



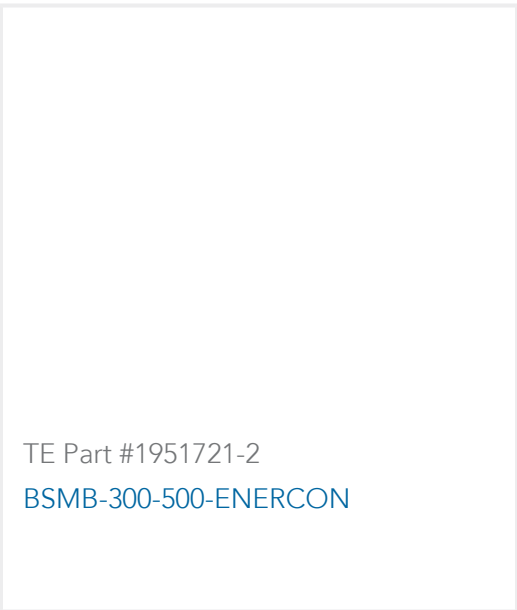
TE Part #CSE-SGAM-610-SGFB  
SMA to SMA 610mm RG316



TE Part #K1142884  
Battery Disconnect 35-210-051-R-900



TE Part #53266-2  
BUDG SP SPD 22-16COMM22-18MIL6



TE Part #1951721-2  
BSMB-300-500-ENERCON



Documents

CAD Files

3D PDF

3D

Customer View Model

ENG\_CVM\_CVM\_5-1618388-8\_D.2d\_dxf.zip

English

Customer View Model

ENG\_CVM\_CVM\_5-1618388-8\_D.3d\_igs.zip

English

Customer View Model

ENG\_CVM\_CVM\_5-1618388-8\_D.3d\_stp.zip

English

By downloading the CAD file I accept and agree to the [Terms and Conditions](#) of use.

Datasheets & Catalog Pages

5-1773450-5\_sec7\_LEV200

English