

LR3D22L

Thermal overload relay, TeSys Deca, 690VAC, 17 to 24A, 1NO+1NC, class 20, for unbalanced loads



Main

| | |
|-------------------------------------|---|
| Range | TeSys |
| Product name | TeSys LRD TeSys Deca |
| Product or component type | Non differential thermal overload relay |
| Device short name | LR3D |
| Relay application | Motor protection |
| Product compatibility | LC1D38 LC1D32 LC1D25 |
| Network type | DC AC |
| Thermal overload class | Class 20 conforming to IEC 60947-4-1 |
| Thermal protection adjustment range | 17...24 A |
| [Ui] rated insulation voltage | Power circuit: 600 V conforming to CSA Power circuit: 600 V conforming to UL Power circuit: 690 V conforming to IEC 60947-4-1 |

Complementary







| | |
|---|--|
| Network frequency | 0...400 Hz |
| Mounting support | Plate, with specific accessories Rail, with specific accessories Under contactor |
| Tripping threshold | 1.14 +/- 0.06 Ir conforming to IEC 60947-4-1 |
| Auxiliary contact composition | 1 NO + 1 NC |
| [Ith] conventional free air thermal current | 5 A for signalling circuit |
| Permissible current | 3 A at 120 V AC-15 for signalling circuit 0.22 A at 125 V DC-13 for signalling circuit |
| [Ue] rated operational voltage | 690 V AC 0...400 Hz for power circuit conforming to IEC 60947-4-1 |
| Associated fuse rating | 4 A gG for signalling circuit 4 A BS for signalling circuit |
| [Uimp] rated impulse withstand voltage | 6 kV |
| Phase failure sensitivity | Tripping current 130 % of Ir on two phase, the last one at 0 |
| Control type | Red push-button: stop Blue push-button: reset |
| Temperature compensation | -20...60 °C |
| Connections - terminals | Control circuit: screw clamp terminals 2 cable(s) 1...2.5 mm ² flexible without cable end Control circuit: screw clamp terminals 2 cable(s) 1...2.5 mm ² flexible with cable end Control circuit: screw clamp terminals 2 cable(s) 1...2.5 mm ² solid without cable end Power circuit: screw clamp terminals 1 cable(s) 1.5...10 mm ² flexible without cable end Power circuit: screw clamp terminals 1 cable(s) 1...6 mm ² flexible with cable end Power circuit: screw clamp terminals 1 cable(s) 1.5...10 mm ² solid without cable end |
| Tightening torque | Control circuit: 1.7 N.m - on screw clamp terminals Power circuit: 2.5 N.m - on screw clamp terminals |
| Height | 66 mm |
| Width | 45 mm |

| | |
|------------|----------|
| Depth | 76 mm |
| Net weight | 0.144 kg |

Environment

| | |
|---------------------------------------|--|
| Climatic withstand | Conforming to IACS E10 |
| IP degree of protection | IP20 conforming to IEC 60529 |
| Ambient air temperature for operation | -20...60 °C without derating conforming to IEC 60947-4-1 |
| Ambient air temperature for storage | -60...70 °C |
| Mechanical robustness | Shocks: 15 Gn for 11 ms conforming to IEC 60068-2-7 Vibrations: 3 GN conforming to IEC 60068-2-6 |
| Dielectric strength | 1.89 kV at 50 Hz conforming to IEC 60947-1 |
| Standards | EN/IEC 60947-4-1 EN/IEC 60947-5-1 UL 60947-4-1 UL 60947-5-1 CSA C22.2 No 60947-4-1 CSA C22.2 No 60947-5-1 EN 50495 |
| Product certifications | IEC[RETURN]UL[RETURN]CSA[RETURN]EAC[RETURN]ABS[RETURN]ATEX INERIS[RETURN]UKCA |

Offer Sustainability

| | |
|----------------------------|---|
| Sustainable offer status | Green Premium product |
| REACH Regulation |  REACH Declaration |
| REACH free of SVHC | Yes |
| EU RoHS Directive | Compliant  EU RoHS Declaration |
| Toxic heavy metal free | Yes |
| Mercury free | Yes |
| RoHS exemption information |  Yes |
| China RoHS Regulation |  China RoHS Declaration |
| Environmental Disclosure |  Product Environmental Profile |
| Circularity Profile |  End Of Life Information |
| WEEE | The product must be disposed on European Union markets following specific waste collection and never end up in rubbish bins |