


## Interlock Switches

# Tongue Switches

### Trojan T15



### Description

The Trojan T15 is a compact universal tongue actuated safety interlock switch designed to fit at the opening edge of sliding, hinged or lift-off guards. With its dual entry slots and rotatable head, movable only by releasing the cover screws, the Trojan T15 can offer four different options for actuator entry.

The Trojan T15 features a compact housing, only 75 x 52 x 32mm (2.95 x 2.04 x 1.25in) and includes direct opening action contacts and a tamper-resistant mechanism. The Trojan T15 has 2 N.C. safety contacts or 1 N.C. safety contact and 1 N.O. auxiliary contact. The unit is sealed to IP67 and has three M20 conduit entries.

Operation of the switch is achieved by the insertion of the specially profiled stainless steel actuator which should be permanently fixed to the leading edge of the guard door. The standard T15 incorporates actuator retention force of 30N. An optional catch mechanism helps keep doors shut on vibrating machinery.

### Features

- Compact size, 75 x 52 x 32mm (2.95 x 2.05 x 1.26in) case
- 30N actuator retention force
- Strong and versatile, can be used in most applications
- Contacts: 2 N.C. safety or 1 N.C. safety & 1 N.O. auxiliary
- GD2 style available for demanding applications

### Specifications

Standards	EN954-1, ISO13849-1, IEC/EN60204-1, NFPA79, EN1088, ISO14119, IEC/EN60947-5-1, ANSI B11.19, AS4024.1
Category	Cat. 1 Device per EN954-1 Dual channel interlocks suitable for Cat. 3 or 4 systems
Approvals	CE marked for all applicable directives, cULus and TUV Nord
Safety Contacts	2 N.C. or 1 N.C. direct opening action
Designation/Utilization Cat.	A600/AC-15 (Ue) (Ie) N600/DC-13 (Ue) (Ie)
Max. Switched Current/Voltage/Load	600V 500V 240V 120V 1.2A 1.4A 3A 6A 600V 500V 250V 125V 0.4A 0.55A 1.1A 2.2A
Thermal Current (Ith)	10A
Min Current	5V 5mA DC
Safety Contact Gap	>2 x 2mm (0.078in)
Rtd. Insulation Voltage	(Ui) 500V
Rtd. Impulse Withstand Volt.	(Uimp) 2500V
Auxiliary Contacts	1 N.O.
Pollution Degree ①	3
Actuator Travel for Positive Opening	6mm (0.236in)
Min Operating Radius	175mm (6.89in) 60mm (2.36in) with flexible actuator
Break Contact Min Force	30N (6.7lb)
Max Actuation Speed	160mm (6.29) per sec
Max Actuation Frequency	2 Cycle per sec
Case Material	UL approved glass filled polybutylene terephthalate
Actuator Material	Stainless Steel
Protection	IP67
Conduit Entry	3 x M20 or quick disconnect style
Operating Temperature	-20°C to +80°C (-4°F to +176°F)
Fixing	2 x M5
Mounting	Any position
Mechanical Life	1,000,000 operations
Electrical Life	1,000,000 operations
Weight	120g (0.265lbs)
Colour	Red


① Conductive pollution occurs, or dry, non conductive pollution occur which becomes conductive due to condensation.

### Applications






**Note:** Lift-off guards require good alignment when using tongue actuated interlock switches.  
**IMPORTANT:** It must not be possible to lift the guard without actuating the interlock. An interlock on either side may be required.

### Product Selection





Model Type	Contacts		Actuator	M20 Conduit		Quick Disconnect
	Safety	Aux.		Standard	1/2in NPT Adaptor	End Entry
Standard	2 N.C.	—	Standard	440K-T11303	440K-T11267	440K-T11307
			Fully-Flex	440K-T11395	440K-T11273	440K-T11384
			—	440K-T11269	—	440K-T11385
	1 N.C.	1 N.O.	Standard	440K-T11305	440K-T11268	440K-T11386
			Fully-Flex	440K-T11396	440K-T11276	440K-T11387
			—	440K-T11270	—	440K-T11388
GD2 Front Entry	2 N.C.	—	Standard	440K-T11463	440K-T11288	440K-T11389
			Fully-Flex	440K-T11397	440K-T11287	440K-T11390
			—	440K-T11280	—	440K-T11391
	1 N.C.	1 N.O.	Standard	440K-T11398	440K-T11284	440K-T11392
			Fully-Flex	440K-T11399	440K-T11283	440K-T11393
			—	440K-T11279	—	440K-T11394
		Recommended mating cable, 2m (6.5ft). See page 15-10 for details and additional lengths.				889D-F4AC-2

### Accessories

Description	For Dimensions See Page	Catalogue Number
 <p>Standard Actuator (Standard model only)</p>	14-5	440K-A11238
 <p>GD2 Standard Actuator (GD2 model only)</p>	14-4	440G-A27011
 <p>Flat Actuator</p>	14-5	440K-A11112

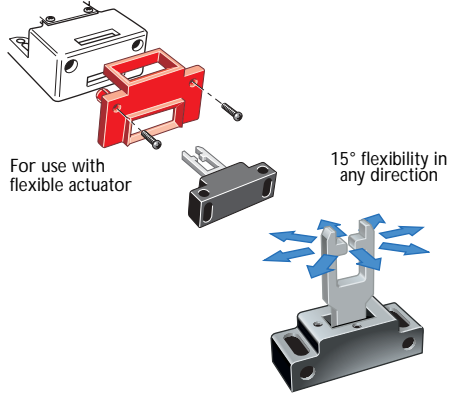
Interlock Switches  
**Tongue Switches**  
Trojan T15

**Accessories (continued)**

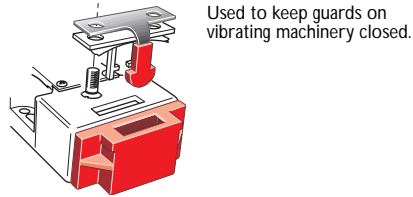
Description	For Dimensions refer to page	Catalogue Number
 <p>Alignment Guide with Semi-Flexible Actuator (Discard the Alignment Guide for GD2)</p>	14-5	440K-A11144
 <p>Alignment Guide with Fully-Flexible Actuator (Discard the Alignment Guide for GD2)</p>	14-6	440K-A27010
 <p>Sliding Bolt Actuator</p>	14-4	440G-A27163
 <p>Catch and Retainer Kit (Standard Model Only)</p>	14-4	440K-A11094

**Optional Items**

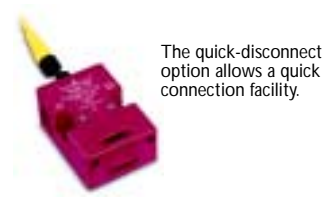
**Alignment Guide and Flexible Actuator**



**Catch and Retainer**

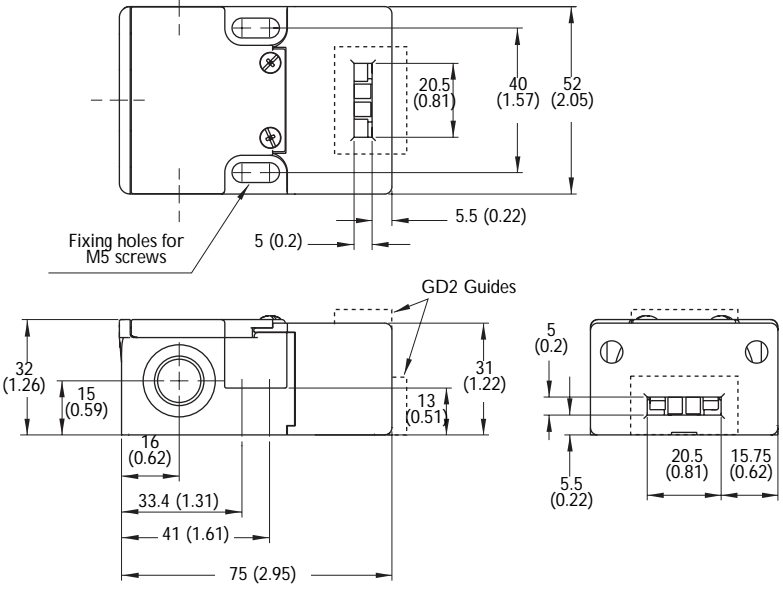


**Plug In Connection**

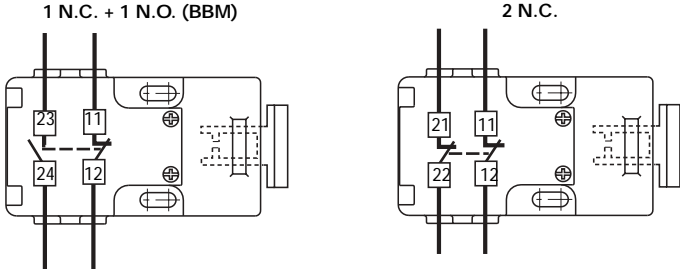


**Approximate Dimensions—mm (inches)**

*Dimensions are not intended to be used for installation purposes.*



**Typical Wiring Diagrams (shown with guard closed, actuator inserted)**



Connector Pinout		1 N.C. + 1 N.O.		2 N.C.	
		Terminal	Contact	Terminal	Contact
	1	11	N.C.	11	N.C.
	3	12	N.C.	12	N.C.
	2	23	N.O.	21	N.C.
	4	24	N.O.	22	N.C.

**Contact Action**

□ Contact Open ■ Contact Closed  
Actuator withdrawal distance from full insertion

