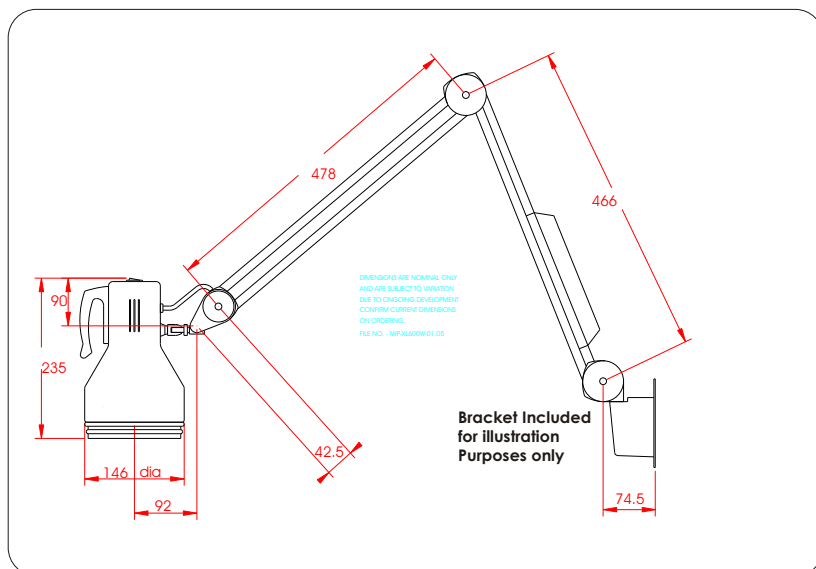





EDL Lighting Ltd



Version XL600 Examination

RS Order Code 702-5258

The XL600 is designed for use in the areas of examination and minor surgery where conditions require exceptionally good illumination. Applications range from hospitals to Health Centres and Consulting Rooms. The lighting unit can be LED or Halogen which is enclosed within the shade which has a shield fitted. The power supply is fitted on the back arm.

Fully enclosed cool running shade for safety assurance

Option of LED (5x1w Cree XPE) or 50w 10 deg Osram Decostar dichroic lamp giving approx 22,800 lux @ 0.5m

Versatile neck arrangement allows movement of the shade for ease of positioning

Fully enclosed spring balanced 1100mm arm provides Ease of whilst maintaining position

Handle fitted on shade to assist movement

Shade maintains parallel motion during adjustment

On/off switch mounted on shade

Trailing cable approx 2.75m complete with 3 pin (UK) plug as standard on wall mount

All powder coated surfaces incorporate anti-microbial properties, this can help in reducing the risk of cross contamination and subsequently infection control

Available as wall or ceiling mount

Energy efficient transformer and LED drivers

Colour white RAL9010

Range of brackets available see reverse

EDL Lighting Limited, Redbrook lane, Brereton, Rugeley, Staffs WS15 1QU

Telephone: +44(0)1889 582112

Fax: +44(0)1889 584012

Email: sales@edl-lighting.co.uk Website www.edl-lighting.co.uk



EDL Lighting Ltd

Primary Voltage	240v	Manufacturing Standard:	BS.EN. 60598
Lamp Source:	Osram Dichroic LED board	RHOS Compliant:	Yes
Wattage	50w 10 deg halogen 5x1 watt cree XPE LED's	WEE Compliant:	Yes
Lamp Base:	Halogen Dichroic GU503 LED Board n/a	Powder Coating:	White RAL9010 with anti- microbial properties
Switch:	Yes on head		
IP Rating:	IP20		
Base Type:	Spigot		
No of Arms:	2		
Length of Arms:	478mm + 466mm		
Shade Material:	Aluminium		
Visor:	Incorporated with shade		
Shield Fitted:	Yes - Polycarbonate		
Joint Type:	Spring Balanced		
Trailing Cable:	Fitted		
Plug fitted:	Yes on wall mount		



Superglide Trolley

BHT Bracket
for Rear Fixing
(e.g. Trunking)

Mounting Alternatives

BHTBP Bracket




BHT Klik Bracket



A bracket



Medi Rail & Bracket



EDL Lighting Limited, Redbrook lane, Brereton, Rugeley, Staffs WS15 1QU

Telephone: +44(0)1889 582112

Fax: +44(0)1889 584012

Email: sales@edl-lighting.co.uk Website www.edl-lighting.co.uk