




Connectors > PCB Connectors > PCB Headers & Receptacles



PCB Connector Type: **PCB Mount Header**

PCB Mount Orientation: **Vertical**

Connector System: **Wire-to-Board**

Number of Positions: **10**

Number of Rows: **1**

Features

Product Type Features

Connector Shape	Rectangular
PCB Connector Type	PCB Mount Header
Connector System	Wire-to-Board
Header Type	Fully Shrouded
Sealable	No
Connector & Contact Terminates To	Printed Circuit Board
Connector Product Type	Connector Assembly

Configuration Features

Number of Columns	10
Number of Loaded Positions	10
Number of Power Positions	10
PCB Mount Orientation	Vertical
Number of Positions	10
Number of Rows	1

Electrical Characteristics



Operating Voltage	250 VAC
-------------------	---------

Body Features

Primary Product Color	Natural
-----------------------	---------

Contact Features

Contact Underplating Material	Nickel
Contact Underplating Material Thickness	1.27 µm[50 µin]
Contact Mating Area Plating Material Thickness	2.032 µm[80 µin]
Contact Layout	Inline
Contact Base Material	Brass
PCB Contact Termination Area Plating Material	Tin
Contact Mating Area Plating Material	Tin (Sn)
Contact Type	Pin
Contact Current Rating (Max)	4.2 A

Termination Features

Termination Post & Tail Length	3.4 mm[.134 in]
Termination Method to PCB	Through Hole - Solder

Mechanical Attachment

Mating Retention Type	Locking Tab
Mating Retention	With
Mating Alignment Type	Polarization
PCB Mount Retention Type	Kinked Legs
PCB Mount Retention	With
PCB Mount Alignment	Without
Connector Mounting Type	Board Mount
Mating Alignment	With

Housing Features

Housing Material	Thermoplastic
Centerline (Pitch)	2.5 mm[.098 in]

Dimensions

Connector Width	6.4 mm[.25 in]
PCB Thickness (Recommended)	1.6 mm[.063 in]
Connector Height	8.8 mm[.346 in]



Connector Length	27.5 mm[1.08 in]
------------------	------------------

Usage Conditions

Operating Temperature (Max)	105 °C[221 °F]
Operating Temperature Range	-55 – 105 °C[-67 – 221 °F]

Operation/Application

Shielded	No
Circuit Application	Power

Industry Standards

Compatible With Agency/Standards Products	UL
UL Rating	Recognized
Glow Wire Rating	Standard Part - Not Glow Wire
UL Flammability Rating	UL 94V-0

Packaging Features

Packaging Quantity	500
Packaging Method	Bag

Product Compliance

For compliance documentation, visit the product page on TE.com>

EU RoHS Directive 2011/65/EU	Compliant
EU ELV Directive 2000/53/EC	Compliant
China RoHS 2 Directive MIIT Order No 32, 2016	No Restricted Materials Above Threshold
EU REACH Regulation (EC) No. 1907/2006	Current ECHA Candidate List: JAN 2025 (247) Candidate List Declared Against: JUL 2017 (174) SVHC > Threshold: Not Yet Reviewed
Halogen Content	Not Low Halogen - contains Br or Cl > 900 ppm.
Solder Process Capability	Not reviewed for solder process capability














Product Compliance Disclaimer

This information is provided based on reasonable inquiry of our suppliers and represents our current actual knowledge based on the information they provided. This information is subject to change. The part numbers that TE has identified as EU RoHS compliant have a maximum concentration of 0.1% by weight in homogenous materials for lead, hexavalent chromium, mercury, PBB, PBDE, DBP, BBP, DEHP, DIBP, and 0.01% for cadmium, or qualify for an exemption to these limits as defined in the Annexes of Directive 2011/65/EU (RoHS2). Finished electrical and electronic equipment products will be CE marked as required by Directive 2011/65/EU. Components may not be CE marked. Additionally, the part



numbers that TE has identified as EU ELV compliant have a maximum concentration of 0.1% by weight in homogenous materials for lead, hexavalent chromium, and mercury, and 0.01% for cadmium, or qualify for an exemption to these limits as defined in the Annexes of Directive 2000/53/EC (ELV). Regarding the REACH Regulations, TE’s information on SVHC in articles for this part number is still based on the European Chemical Agency (ECHA) ‘Guidance on requirements for substances in articles’(Version: 2, April 2011), applying the 0.1% weight on weight concentration threshold at the finished product level. TE is aware of the European Court of Justice ruling of September 10th, 2015 also known as O5A (Once An Article Always An Article) stating that, in case of ‘complex object’, the threshold for a SVHC must be applied to both the product as a whole and simultaneously to each of the articles forming part of its composition. TE has evaluated this ruling based on the new ECHA “Guidance on requirements for substances in articles” (June 2017, version 4.0) and will be updating its statements accordingly.


Compatible Parts

 <p>TE Part # 1969729-7 EP2.5 Shrouded HDR ASSY 7P VERT w /o boss</p>	 <p>TE Part # 1-1969730-4 EP2.5 SHROUDED HDR ASSY 14P VERTICAL</p>	 <p>TE Part # 1-1969730-0 EP2.5 SHROUDED HDR ASSY 10P VERTICAL</p>	 <p>TE Part # 1744439-3 EP2.5 Shrd HDR ASSY 3P VERT, GW</p>
 <p>TE Part # 1969729-3 EP2.5 Shrouded HDR ASSY 3P VERT w /o boss</p>	 <p>TE Part # 1969729-4 EP2.5 Shrouded HDR ASSY 4P VERT w /o boss</p>	 <p>TE Part # 1969729-5 EP2.5 Shrouded HDR ASSY 5P VERT w /o boss</p>	 <p>TE Part # 1969729-2 EP2.5 Shrouded HDR ASSY 2P VERT w /o boss</p>
 <p>TE Part # 1-2132415-5 EP2.5 Shrouded HDR ASSY 15P VERT w/o boss</p>	 <p>TE Part # 1744439-4 EP2.5 Shrd HDR ASSY 4P VERT, GW</p>	 <p>TE Part # 1969729-9 EP2.5 Shrouded HDR ASSY 9P VERT w /o boss</p>	 <p>TE Part # 1-1969730-2 EP2.5 SHROUDED HDR ASSY 12P VERTICAL</p>
 <p>TE Part # 1744439-2 EP2.5 Shrd HDR ASSY 2P VERT, GW</p>			


Also in the Series | Economy Power 2.5



Connector Contacts(6)



Connector Hardware(49)




PCB Headers & Receptacles(533)



Rectangular Power Connectors(531)



Wire-to-Board Connector Assemblies & Housings(305)



Wire-to-Board Headers & Receptacles (533)

Customers Also Bought



TE Part #1-2232960-5  
5P POTTED RAST 2.5 HEADER



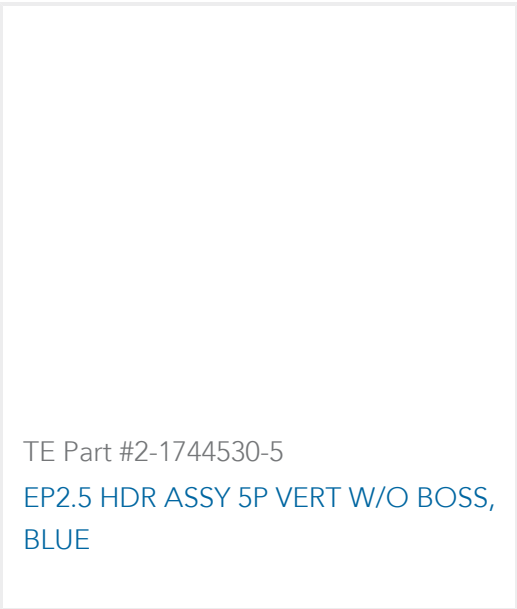
TE Part #1969729-4  
EP2.5 Shrouded HDR ASSY 4P VERT w /o boss



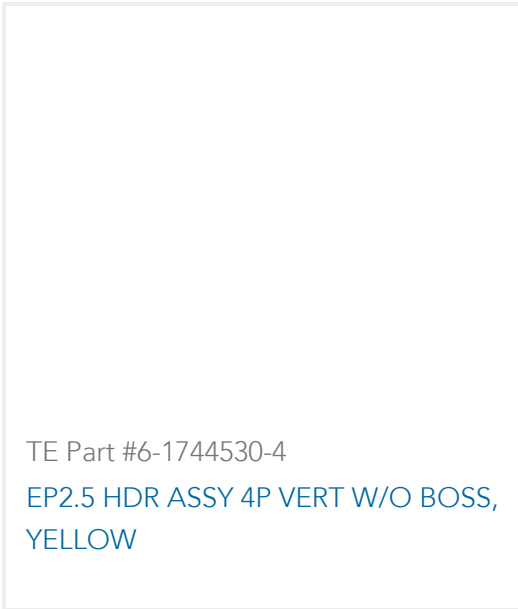
TE Part #2292457-3  
3P, RAST 5 HEADER, PL, SHROUDED



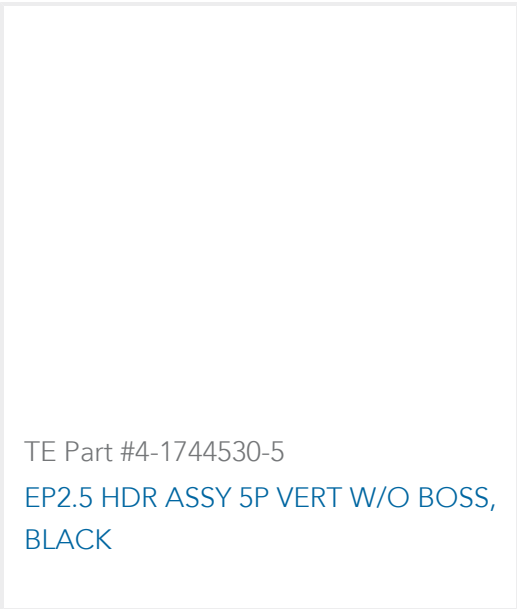
TE Part #1721766-5  
PCH-112D2-WG




TE Part #2-1744530-5  
EP2.5 HDR ASSY 5P VERT W/O BOSS, BLUE



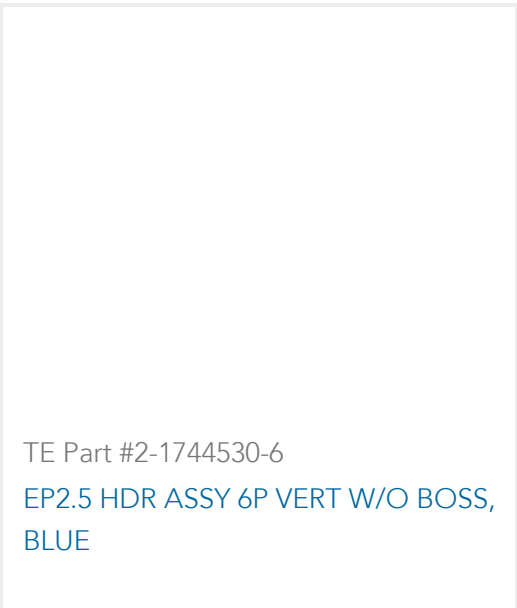
TE Part #6-1744530-4  
EP2.5 HDR ASSY 4P VERT W/O BOSS, YELLOW



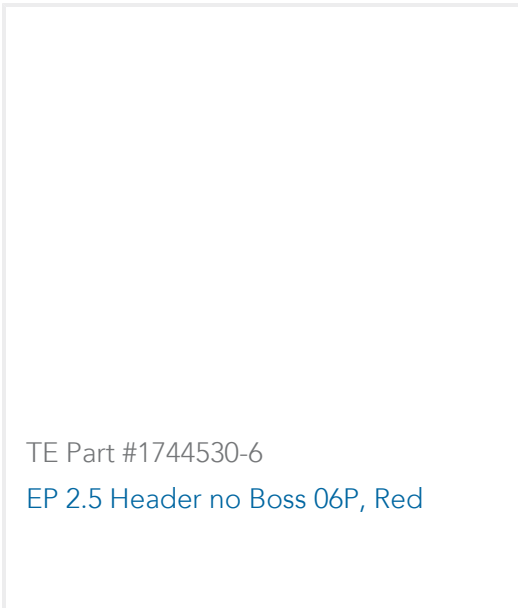
TE Part #4-1744530-5  
EP2.5 HDR ASSY 5P VERT W/O BOSS, BLACK



TE Part #1744530-4  
EP 2.5 Header no Boss 04P, Red



TE Part #2-1744530-6  
EP2.5 HDR ASSY 6P VERT W/O BOSS, BLUE



TE Part #1744530-6  
EP 2.5 Header no Boss 06P, Red

Documents



Product Drawings

EP2.5 Shrouded HDR ASSY 10P VERT w/oboss

English

CAD Files

3D PDF

3D

Customer View Model

ENG\_CVM\_CVM\_1-1969729-0\_A.2d\_dxf.zip

English

Customer View Model

ENG\_CVM\_CVM\_1-1969729-0\_A.3d\_igs.zip

English

Customer View Model

ENG\_CVM\_CVM\_1-1969729-0\_A.3d\_stp.zip

English

By downloading the CAD file I accept and agree to the [Terms and Conditions](#) of use.

Product Specifications

Application Specification

English

Agency Approvals

VDE Certificate

English