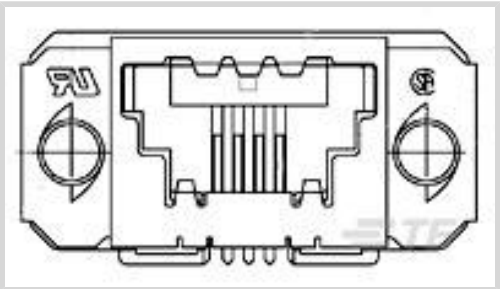




Connectors > Audio & Video Connectors > SDL Connectors



Connector & Housing Type: **Receptacle**
Connector System: **Cable-to-Board**
Number of Positions: **6**
Centerline (Pitch): **1.27 mm [.05 in]**
Connector & Contact Terminates To: **Printed Circuit Board**

Features

Product Type Features

| | |
|-----------------------------------|-----------------------|
| Grounding Options | Panel Ground |
| Receptacle Configuration | Standard |
| Connector & Housing Type | Receptacle |
| Connector System | Cable-to-Board |
| Connector & Contact Terminates To | Printed Circuit Board |

Configuration Features

| | |
|---------------------|---|
| Number of Positions | 6 |
|---------------------|---|

Body Features

| | |
|-------------------------|-----------------|
| Shield Plating Material | Tin over Nickel |
| Shield Material | Brass |

Contact Features

| | |
|--------------------------------------|-----------------|
| Contact Mating Area Plating Material | Gold (Au) |
| Contact Base Material | Phosphor Bronze |
| | 50 μin |
| Contact Current Rating (Max) | 1.5 A |

Mechanical Attachment

| | |
|--------------------------|---------------|
| PCB Mount Retention Type | Mounting Hole |
| Polarization Code | E |
| PCB Mount Retention | With |



Connector Mounting Type

Board Mount

Housing Features

| | |
|-----------------------|-----------------|
| Housing Color | Black |
| Housing Material | Polyester GF |
| Mating Entry Location | Top |
| Centerline (Pitch) | 1.27 mm[.05 in] |

Operation/Application

| | |
|---------------------|--------|
| Circuit Application | Signal |
|---------------------|--------|

Industry Standards

| | |
|------------------------|----------|
| UL Flammability Rating | UL 94V-0 |
|------------------------|----------|

Product Compliance

For compliance documentation, visit the product page on TE.com>

| | |
|---|---|
| EU RoHS Directive 2011/65/EU | Compliant |
| EU ELV Directive 2000/53/EC | Compliant |
| China RoHS 2 Directive MIIT Order No 32, 2016 | No Restricted Materials Above Threshold |
| EU REACH Regulation (EC) No. 1907/2006 | Current ECHA Candidate List: JAN 2025 (247) Candidate List Declared Against: JAN 2024 (240) Does not contain REACH SVHC |
| Halogen Content | Not Low Halogen - contains Br or Cl > 900 ppm. |

Solder Process Capability

Wave solder capable to 265°C

Product Compliance Disclaimer


This information is provided based on reasonable inquiry of our suppliers and represents our current actual knowledge based on the information they provided. This information is subject to change. The part numbers that TE has identified as EU RoHS compliant have a maximum concentration of 0.1% by weight in homogenous materials for lead, hexavalent chromium, mercury, PBB, PBDE, DBP, BBP, DEHP, DIBP, and 0.01% for cadmium, or qualify for an exemption to these limits as defined in the Annexes of Directive 2011/65/EU (RoHS2). Finished electrical and electronic equipment products will be CE marked as required by Directive 2011/65/EU. Components may not be CE marked. Additionally, the part numbers that TE has identified as EU ELV compliant have a maximum concentration of 0.1% by weight in homogenous materials for lead, hexavalent chromium, and mercury, and 0.01% for cadmium, or qualify for an exemption to these limits as defined in the Annexes of Directive 2000/53/EC (ELV). Regarding the REACH Regulation, the information TE provides on SVHC in articles for this part number is based on the latest European Chemicals Agency (ECHA) ‘Guidance on requirements for substances in articles’ posted at this URL: <https://echa.europa.eu/guidance-documents/guidance-on-reach>

Customers Also Bought





TE Part #114017-ZZ
SEALING PLUG, SIZE 12/16, WHT



TE Part #CAT-D48-ST273
DEUTSCH Solid Contacts



TE Part #DT04-2P
REC, 2P, GRY, N



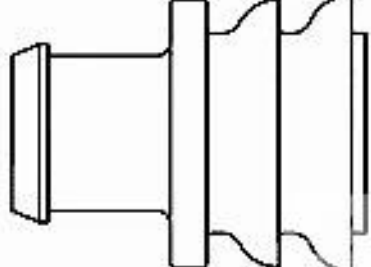
TE Part #DT06-2S
PLG, 2P, GRY, N



TE Part #CAT-D487-W416
Wedgelocks: DEUTSCH DT



TE Part #CAT-AM71-CH8172
AMP SUPERSEAL 1.5MM,
CONNECTOR HOUSING



TE Part #281934-2
SINGLE WIRE SEAL

Documents

Product Drawings

6 SDL TE RCPT ASSY

English

CAD Files

3D PDF

3D

Customer View Model

ENG_CVM_CVM_5-1761183-2_A.2d_dxf.zip

English

Customer View Model

ENG_CVM_CVM_5-1761183-2_A.3d_igs.zip

English

Customer View Model

ENG_CVM_CVM_5-1761183-2_A.3d_stp.zip

English

By downloading the CAD file I accept and agree to the [Terms and Conditions](#) of use.

Product Specifications

Application Specification

English

Instruction Sheets

Instruction Sheet (U.S.)

English