

TECHNICAL CHARACTERISTICS

SPECIFICATION

- >Rating: 50mA, 12VDC
- >Contact Resistance:
 - Initial: 100mOHM max.
 - After Life Test: 1OHM max.
- >Insulation Resistance: min. 100MOHM at 500VDC
- >Dielectric Strength: 250VAC for 1 minute
- >Stroke: 0.25 +/- 0.1 mm

MATERIAL

- >Cover: Stainless Steel
- >Stem: LCP UL 94V-0
- >Frame: LCP UL 94V-0
- >Contact: Stainless Steel with silver cladding
- >Terminal: brass with silver plating

SOLDERING INFORMATION

- >Terminal in SMD version
- >Reflow soldering according to JEDEC J-STD 020 Hot Air
- >Hand soldering under 350°C for 3 sec. max

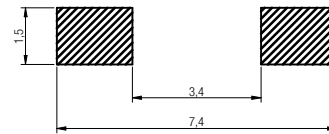
ENVIRONMENTAL

- >Storage condition: -40°C ~ +85°C
- >Operation condition: -40°C ~ +85°C
- >Compliance: Lead Free, ROHS, Reach

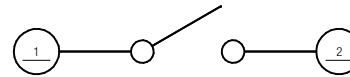
PACKAGING INFORMATION

- >Tape & Reel

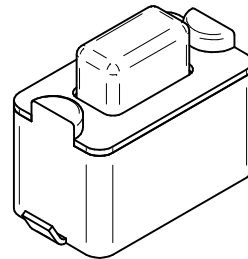
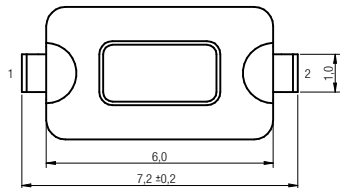
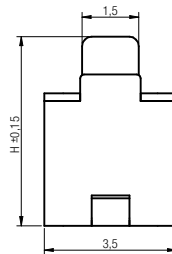
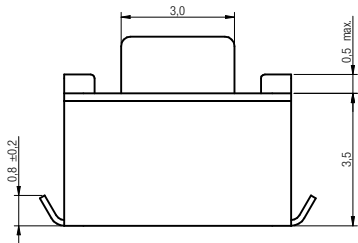
PN	Force	Color of Stem	Life cycle	Height	
				H	H
434 123 xxx 816	160g ± 50gf	Black	50.000	-043	-050
434 113 xxx 826	260g ± 70gf	White	30.000	-043	-050
434 123 xxx 836	360g ± 90gf	Salmon	50.000	-043	-050



P.C.B. Layout



Schematic



Scale - 5:1

This electronic component is designed and developed with the intention for use in general electronics equipments.

Before incorporating the components into any equipments in the field such as aerospace, aviation, nuclear control, submarine, transportation, (automotive control, train control, ship control), transportation signal, disaster prevention, medical, public information network etc. where higher safety and reliability are especially required or if there is possibility of direct damage or injury to human body, Würth Elektronik must be asked for a written approval.

In addition, even electronic component in general electronic equipments, when used in electrical circuits that require high safety, reliability functions or performance, the sufficient reliability evaluation-check for the safety must be performed before by the user before usage.

		Projection		GENERAL TOLERANCE .x = +/- 0,2 .xx = +/- 0,15		Basic material	
				Date	Name	DESCRIPTION	
				Drawn	10-07-08	SwTact	
				Checked		WS-TRS 6,0x3,5mm Tact Switch_J-Bend SMD version	
						Scale	5:1
						Position	
						Drawing- No.	4341x3xxx8x6
							A4
q	warning text	11-10-28	WJ	EDV NO	4341x3xxx8x6.dft		
REV	FILE	DATE	BY	EDV NO	4341x3xxx8x6.dft		System Solid Edge V20